


MONTHLY REPORT OF DISBURSEMENTS
For the month of December 2024


Department : Department of Science and Technology (DOST)
 Agency/Entity : National Academy of Science and Technology
 Operating Unit : < not applicable >
 Organization Code (UACB) : 19 098 000000
 Fund Cluster : 07 - Trust Receipts
 (e.g. UACB Fund Cluster: 01-Regular Agency Fund, 02-Foreign Assisted Projects Fund, 03-Special Account-Locality Funde@Domestic Grants Fund, etc.)

Particulars	Current Year Budget					Prior Year's Budget					Current Year's Accounts Payable					SUB-TOTAL	Trust Liabilities				Grand Total				Remarks					
	PS	MOOE	FinEx	CO	TOTAL	PS	MOOE	FinEx	CO	Sub-Total	PS	MOOE	FinEx	CO	Sub-Total		TOTAL	18=(8+17)	PS	MOOE	CO	TOTAL	PS	MOOE		FinEx	CO	TOTAL		
1	2	3	4	5	6=(2+3+4+5)	7	8	9	10	11=(7+8+9+10)	12	13	14	15	16=	17=(11+16)	18=(8+17)	19	20	21	22=(19+20+21)	23	24	25	26	27=(23+24+25+26)	28			
CASH DISBURSEMENTS	0.00	0.00	0.00	0.00	0.00	0.00	0.00	0.00	0.00	0.00	0.00	0.00	0.00	0.00	0.00	0.00	0.00	32,912.50	2,079,956.53	69,596.62	2,182,465.65	32,912.50	2,079,956.53	0.00	0.00	69,596.62	2,182,465.65			
Notice of Cash Allocation (NCA)	0.00	0.00	0.00	0.00	0.00	0.00	0.00	0.00	0.00	0.00	0.00	0.00	0.00	0.00	0.00	0.00	0.00	32,912.50	2,079,956.53	69,596.62	2,182,465.65	32,912.50	2,079,956.53	0.00	0.00	69,596.62	2,182,465.65			
MDS Checks Issued	0.00	0.00	0.00	0.00	0.00	0.00	0.00	0.00	0.00	0.00	0.00	0.00	0.00	0.00	0.00	0.00	0.00	0.00	0.00	0.00	0.00	0.00	0.00	0.00	0.00	0.00	0.00	0.00		
Advice to Debit Account	0.00	0.00	0.00	0.00	0.00	0.00	0.00	0.00	0.00	0.00	0.00	0.00	0.00	0.00	0.00	0.00	0.00	32,912.50	2,079,956.53	69,596.62	2,182,465.65	32,912.50	2,079,956.53	0.00	0.00	69,596.62	2,182,465.65			
Notice of Transfer Allocations (NTA)	0.00	0.00	0.00	0.00	0.00	0.00	0.00	0.00	0.00	0.00	0.00	0.00	0.00	0.00	0.00	0.00	0.00	0.00	0.00	0.00	0.00	0.00	0.00	0.00	0.00	0.00	0.00	0.00		
MDS Checks Issued	0.00	0.00	0.00	0.00	0.00	0.00	0.00	0.00	0.00	0.00	0.00	0.00	0.00	0.00	0.00	0.00	0.00	0.00	0.00	0.00	0.00	0.00	0.00	0.00	0.00	0.00	0.00	0.00	0.00	
Advice to Debit Account	0.00	0.00	0.00	0.00	0.00	0.00	0.00	0.00	0.00	0.00	0.00	0.00	0.00	0.00	0.00	0.00	0.00	0.00	0.00	0.00	0.00	0.00	0.00	0.00	0.00	0.00	0.00	0.00	0.00	
Working Fund for FAPs	0.00	0.00	0.00	0.00	0.00	0.00	0.00	0.00	0.00	0.00	0.00	0.00	0.00	0.00	0.00	0.00	0.00	0.00	0.00	0.00	0.00	0.00	0.00	0.00	0.00	0.00	0.00	0.00	0.00	
Cash Disbursement Ceiling (CDC)	0.00	0.00	0.00	0.00	0.00	0.00	0.00	0.00	0.00	0.00	0.00	0.00	0.00	0.00	0.00	0.00	0.00	0.00	0.00	0.00	0.00	0.00	0.00	0.00	0.00	0.00	0.00	0.00	0.00	
TOTAL CASH DISBURSEMENTS	0.00	0.00	0.00	0.00	0.00	0.00	0.00	0.00	0.00	0.00	0.00	0.00	0.00	0.00	0.00	0.00	0.00	32,912.50	2,079,956.53	69,596.62	2,182,465.65	32,912.50	2,079,956.53	0.00	0.00	69,596.62	2,182,465.65			
NON-CASH DISBURSEMENTS	0.00	0.00	0.00	0.00	0.00	0.00	0.00	0.00	0.00	0.00	0.00	0.00	0.00	0.00	0.00	0.00	0.00	0.00	0.00	0.00	0.00	0.00	0.00	0.00	0.00	0.00	0.00	0.00	0.00	
Tax Remittance Advances Issued (TRA)	0.00	0.00	0.00	0.00	0.00	0.00	0.00	0.00	0.00	0.00	0.00	0.00	0.00	0.00	0.00	0.00	0.00	0.00	0.00	0.00	0.00	0.00	0.00	0.00	0.00	0.00	0.00	0.00	0.00	
Non-Cash Availment Authority (NCAA)	0.00	0.00	0.00	0.00	0.00	0.00	0.00	0.00	0.00	0.00	0.00	0.00	0.00	0.00	0.00	0.00	0.00	0.00	0.00	0.00	0.00	0.00	0.00	0.00	0.00	0.00	0.00	0.00	0.00	
Disbursements effected through outright deductions from claims (please specify...)	0.00	0.00	0.00	0.00	0.00	0.00	0.00	0.00	0.00	0.00	0.00	0.00	0.00	0.00	0.00	0.00	0.00	0.00	0.00	0.00	0.00	0.00	0.00	0.00	0.00	0.00	0.00	0.00	0.00	
Overpayment of expenses (e.g. personnel benefits)	0.00	0.00	0.00	0.00	0.00	0.00	0.00	0.00	0.00	0.00	0.00	0.00	0.00	0.00	0.00	0.00	0.00	0.00	0.00	0.00	0.00	0.00	0.00	0.00	0.00	0.00	0.00	0.00	0.00	
Restitution for loss of government property	0.00	0.00	0.00	0.00	0.00	0.00	0.00	0.00	0.00	0.00	0.00	0.00	0.00	0.00	0.00	0.00	0.00	0.00	0.00	0.00	0.00	0.00	0.00	0.00	0.00	0.00	0.00	0.00	0.00	
Liquidated damages and similar claims	0.00	0.00	0.00	0.00	0.00	0.00	0.00	0.00	0.00	0.00	0.00	0.00	0.00	0.00	0.00	0.00	0.00	0.00	0.00	0.00	0.00	0.00	0.00	0.00	0.00	0.00	0.00	0.00	0.00	
Others (e.g. TEF, BT, Docu Stamp, etc.)	0.00	0.00	0.00	0.00	0.00	0.00	0.00	0.00	0.00	0.00	0.00	0.00	0.00	0.00	0.00	0.00	0.00	0.00	0.00	0.00	0.00	0.00	0.00	0.00	0.00	0.00	0.00	0.00	0.00	
TOTAL NON-CASH DISBURSEMENTS	0.00	0.00	0.00	0.00	0.00	0.00	0.00	0.00	0.00	0.00	0.00	0.00	0.00	0.00	0.00	0.00	0.00	0.00	0.00	0.00	0.00	0.00	0.00	0.00	0.00	0.00	0.00	0.00	0.00	
GRAND TOTAL	0.00	0.00	0.00	0.00	0.00	0.00	0.00	0.00	0.00	0.00	0.00	0.00	0.00	0.00	0.00	0.00	0.00	32,912.50	2,079,956.53	69,596.62	2,182,465.65	32,912.50	2,079,956.53	0.00	0.00	69,596.62	2,182,465.65			

SUMMARY	Particulars (1)	Previous Report (2)	This Month (3)	As at Date (4)
Total Disbursement Authorities Received		29,826,240.00	0.00	29,826,240.00
NCA		29,826,240.00	0.00	29,826,240.00
NTA		0.00	0.00	0.00
Working Fund		0.00	0.00	0.00
TRA		0.00	0.00	0.00
CDC		0.00	0.00	0.00
NCAA		0.00	0.00	0.00
Less: Notice of Transfer of Allocations (NTA)* issued		0.00	0.00	0.00
Total Disbursement Authorities Available		29,826,240.00	0.00	29,826,240.00
Less:		0.00	0.00	0.00
Lapsed NCA		0.00	8,655,568.11	8,655,568.11
Disbursements		18,668,186.04	2,182,465.85	20,870,651.89
Less: Other Non-Cash Disbursements		0.00	0.00	0.00
Disbursements effected through outright deductions from claims		0.00	0.00	0.00
Overpayment of expenses (e.g. personnel benefits)		0.00	0.00	0.00
Restitution for loss of government property		0.00	0.00	0.00
Liquidated damages and similar claims		0.00	0.00	0.00
Others (e.g. TEF, BT, Docu Stamp, etc.)		0.00	0.00	0.00
Add/Less: Adjustments (e.g. cancelled/staled checks)		0.00	0.00	0.00
Balance of Disbursement Authorities as at date		11,138,053.96	(11,138,053.96)	0.00
Total Disbursements Program		29,826,240.00	0.00	29,826,240.00
Less: Actual Disbursements		18,668,186.04	2,182,465.85	20,870,651.89
(Over)/Under spending		11,138,053.96	(2,182,465.85)	8,955,588.11

Notes: * The use of NTA is discouraged
 Notes: ** Amounts should tally with the grand total disbursement (column 27).
 Certified Cashier: 
 MARIA THERESA E. CASASI
 Accountant III
 Date: January 7, 2025 07:30 PM

Recommending Approver: 
 MARIA THERESA E. CASASI
 Chief Administrative Officer
 Date: January 6, 2025 02:23 PM

Approved By: 
 LUNYNGING E. SAMARITA-DOMISO
 Director IV
 Date: January 6, 2025 05:21 PM

MONTHLY REPORT OF DISBURSEMENTS
For the month of December 2024

Department : Department of Science and Technology (DOST)
 Agency/Entity : National Academy of Science and Technology
 Operating Unit : < not applicable >
 Organization Code (UACS) : 19 008 000000
 Fund Cluster : 01 - Regular Agency Fund
 (e.g. UACS Fund Cluster: 01-Regular Agency Fund, 02-Foreign Assisted Projects Fund, 03-Special Account-Locally Funded/Domestic Grants Fund, etc.)

Particulars	Current Year Budget					Prior Year's Accounts Payable					Current Year's Accounts Payable					Trust Liabilities					Grand Total					Remarks		
	PS	MOOE	FinEx	CO	TOTAL	PS	MOOE	FinEx	CO	Sub-Total	PS	MOOE	FinEx	CO	Sub-Total	TOTAL	SUB-TOTAL	PS	MOOE	CO	TOTAL	PS	MOOE	FinEx	CO		TOTAL	
1	2	3	4	5	6=(2+3+4+5)	7	8	9	10	11=(7+8+9+10)	12	13	14	15	16*	17=(11+16)	18=(6+17)	19	20	21	22=(19+20+21)	23	24	25	26	27=(23+24+25+26)	28	
CASH DISBURSEMENTS	3,355,876.63	20,848,093.34	0.00	7,593,749.98	31,868,719.95	0.00	394,190.76	0.00	0.00	394,190.76	0.00	0.00	0.00	0.00	0.00	394,190.76	32,292,910.71	0.00	0.00	0.00	0.00	3,355,876.63	21,343,284.10	0.00	7,593,749.98	32,292,910.71		
Notice of Cash Allocation (NCA)	3,355,876.63	20,848,093.34	0.00	7,593,749.98	31,868,719.95	0.00	394,190.76	0.00	0.00	394,190.76	0.00	0.00	0.00	0.00	0.00	394,190.76	32,292,910.71	0.00	0.00	0.00	0.00	3,355,876.63	21,343,284.10	0.00	7,593,749.98	32,292,910.71		
MDS Checks Issued	0.00	0.00	0.00	0.00	0.00	0.00	0.00	0.00	0.00	0.00	0.00	0.00	0.00	0.00	0.00	0.00	0.00	0.00	0.00	0.00	0.00	0.00	0.00	0.00	0.00	0.00	0.00	
Advice to Debt Account	3,355,876.63	20,848,093.34	0.00	7,593,749.98	31,868,719.95	0.00	394,190.76	0.00	0.00	394,190.76	0.00	0.00	0.00	0.00	0.00	394,190.76	32,292,910.71	0.00	0.00	0.00	0.00	3,355,876.63	21,343,284.10	0.00	7,593,749.98	32,292,910.71		
Notice of Transfer Allocations (NTA)	0.00	0.00	0.00	0.00	0.00	0.00	0.00	0.00	0.00	0.00	0.00	0.00	0.00	0.00	0.00	0.00	0.00	0.00	0.00	0.00	0.00	0.00	0.00	0.00	0.00	0.00	0.00	
MDS Checks Issued	0.00	0.00	0.00	0.00	0.00	0.00	0.00	0.00	0.00	0.00	0.00	0.00	0.00	0.00	0.00	0.00	0.00	0.00	0.00	0.00	0.00	0.00	0.00	0.00	0.00	0.00	0.00	
Advice to Debt Account	0.00	0.00	0.00	0.00	0.00	0.00	0.00	0.00	0.00	0.00	0.00	0.00	0.00	0.00	0.00	0.00	0.00	0.00	0.00	0.00	0.00	0.00	0.00	0.00	0.00	0.00	0.00	
Working Fund for FAPs	0.00	0.00	0.00	0.00	0.00	0.00	0.00	0.00	0.00	0.00	0.00	0.00	0.00	0.00	0.00	0.00	0.00	0.00	0.00	0.00	0.00	0.00	0.00	0.00	0.00	0.00	0.00	
Cash Disbursement Ceiling (CDC)	0.00	0.00	0.00	0.00	0.00	0.00	0.00	0.00	0.00	0.00	0.00	0.00	0.00	0.00	0.00	0.00	0.00	0.00	0.00	0.00	0.00	0.00	0.00	0.00	0.00	0.00	0.00	
TOTAL CASH DISBURSEMENTS	3,355,876.63	20,848,093.34	0.00	7,593,749.98	31,868,719.95	0.00	394,190.76	0.00	0.00	394,190.76	0.00	0.00	0.00	0.00	0.00	394,190.76	32,292,910.71	0.00	0.00	0.00	0.00	3,355,876.63	21,343,284.10	0.00	7,593,749.98	32,292,910.71		
NON-CASH DISBURSEMENTS	319,734.71	433,013.41	0.00	506,250.00	1,258,998.12	0.00	41,020.00	0.00	0.00	41,020.00	0.00	0.00	0.00	0.00	0.00	41,020.00	1,300,018.12	0.00	0.00	0.00	0.00	319,734.71	474,033.41	0.00	506,250.00	1,300,018.12		
Tax Remittance Advances Issued (TRA)	319,734.71	433,013.41	0.00	506,250.00	1,258,998.12	0.00	41,020.00	0.00	0.00	41,020.00	0.00	0.00	0.00	0.00	0.00	41,020.00	1,300,018.12	0.00	0.00	0.00	0.00	319,734.71	474,033.41	0.00	506,250.00	1,300,018.12		
Non-Cash Availment Authority (NCAA)	0.00	0.00	0.00	0.00	0.00	0.00	0.00	0.00	0.00	0.00	0.00	0.00	0.00	0.00	0.00	0.00	0.00	0.00	0.00	0.00	0.00	0.00	0.00	0.00	0.00	0.00	0.00	
Disbursements effected through outright deductions from claims (lease security...)	0.00	0.00	0.00	0.00	0.00	0.00	0.00	0.00	0.00	0.00	0.00	0.00	0.00	0.00	0.00	0.00	0.00	0.00	0.00	0.00	0.00	0.00	0.00	0.00	0.00	0.00	0.00	
Overpayment of expenses (e.g. personnel benefits)	0.00	0.00	0.00	0.00	0.00	0.00	0.00	0.00	0.00	0.00	0.00	0.00	0.00	0.00	0.00	0.00	0.00	0.00	0.00	0.00	0.00	0.00	0.00	0.00	0.00	0.00	0.00	
Restitution for loss of government property	0.00	0.00	0.00	0.00	0.00	0.00	0.00	0.00	0.00	0.00	0.00	0.00	0.00	0.00	0.00	0.00	0.00	0.00	0.00	0.00	0.00	0.00	0.00	0.00	0.00	0.00	0.00	
Liquidated damages and similar claims	0.00	0.00	0.00	0.00	0.00	0.00	0.00	0.00	0.00	0.00	0.00	0.00	0.00	0.00	0.00	0.00	0.00	0.00	0.00	0.00	0.00	0.00	0.00	0.00	0.00	0.00	0.00	
Others (e.g. TEF, BTR, Documentary Stamp Tax, etc.)	0.00	0.00	0.00	0.00	0.00	0.00	0.00	0.00	0.00	0.00	0.00	0.00	0.00	0.00	0.00	0.00	0.00	0.00	0.00	0.00	0.00	0.00	0.00	0.00	0.00	0.00	0.00	
TOTAL NON-CASH DISBURSEMENTS	319,734.71	433,013.41	0.00	506,250.00	1,258,998.12	0.00	41,020.00	0.00	0.00	41,020.00	0.00	0.00	0.00	0.00	0.00	41,020.00	1,300,018.12	0.00	0.00	0.00	0.00	319,734.71	474,033.41	0.00	506,250.00	1,300,018.12		
GRAND TOTAL	3,675,611.34	21,281,106.75	0.00	8,099,999.98	33,157,718.07	0.00	435,210.76	0.00	0.00	435,210.76	0.00	0.00	0.00	0.00	0.00	435,210.76	33,592,928.83	0.00	0.00	0.00	0.00	3,675,611.34	21,817,317.51	0.00	8,099,999.98	33,629,628.83		

Particulars	Previous Report		This Month		As at Date	
	(1)	(2)	(3)	(4)	(5)	(6)
Total Disbursement Authorities Received	128,975,847.12	36,115,733.12	165,091,580.24			
NCA	124,467,070.00	34,815,715.00	159,282,785.00			
NTA	0.00	0.00	0.00			
Working Fund	0.00	0.00	0.00			
TRA	4,508,777.12	1,300,018.12	5,808,795.24			
CDC	0.00	0.00	0.00			
NCAA	0.00	0.00	0.00			
Less: Notice of Transfer of Allocations (NTA)* Issued	0.00	0.00	0.00			
Total Disbursement Authorities Available	128,975,847.12	36,115,733.12	165,091,580.24			
Less:						
Lapsed NCA	303.61	13,286,248.17	13,286,551.68			
Disbursements	108,149,698.45	33,592,928.83	141,742,628.28			
Less: Other Non-Cash Disbursements	0.00	0.00	0.00			
Disbursements effected through outright deductions from claims	0.00	0.00	0.00			
Overpayment of expenses (e.g. personnel benefits)	0.00	0.00	0.00			
Restitution for loss of government property	0.00	0.00	0.00			
Liquidated damages and similar claims	0.00	0.00	0.00			
Others (e.g. TEF, BTR, Docs Stamp, etc.)	0.00	0.00	0.00			
Add/less: Adjustments (e.g. cancelled/staled checks)	0.00	0.00	0.00			
Balance of Disbursement Authorities as at date	20,825,847.19	(10,763,443.68)	10,062,403.28			
Total Disbursements Program	128,975,847.12	36,115,733.12	165,091,580.24			
Less: *Actual Disbursements	118,212,099.73	33,592,928.83	151,805,028.56			
(Over)/Under spending	10,763,747.39	2,522,804.29	13,286,551.68			

Notes: * The use of NTA is discouraged
 Notes: ** Amounts should tally with the grand total disbursement (column 27).

Certified Correct
 MARIANNE R. VICO
 Accountant III
 Date: January 7, 2025 07:30 PM

Recommending Approver
 MARIA TERESA E. CAJASI
 Chief Administrative Officer
 Date: January 8, 2025 02:23 PM

Approved By:
 LUNINGUNG E. SAMARITA-DOMINGO
 Director IV
 Date: January 8, 2025 05:21 PM

MONTHLY REPORT OF DISBURSEMENTS
For the month of November 2024


Department : Department of Science and Technology (DOST)
 Agency/Entity : National Academy of Science and Technology
 Operating Unit : < not applicable >
 Organization Code (UACS) : 19 008 000000
 Fund Cluster : 01 - Regular Agency Fund
 (e.g. UACS Fund Cluster: 01-Regular Agency Fund, 02-Foreign Assisted Projects Fund, 03-Special Account-Locally Funded/Domestic Grants Fund, etc.)


Particulars	Current Year Budget					Prior Year's Budget					Current Year's Accounts Payable					SUB-TOTAL	Trust Liabilities				Grand Total					Remarks			
	PS	MOOE	FinEx	CO	TOTAL	PS	MOOE	FinEx	CO	Sub-Total	PS	MOOE	FinEx	CO	Sub-Total		TOTAL	PS	MOOE	CO	TOTAL	PS	MOOE	FinEx	CO		TOTAL		
	2	3	4	5	6=(2+3+4+5)	7	8	9	10	11=(7+8+9+10)	12	13	14	15	16=		17=(11+16)	18=(6+17)	19	20	21	22=(19+20+21)	23	24	25		26	27=(23+24+25+26)	28
CASH DISBURSEMENTS	2,620,924.34	8,044,653.39	0.00	2,531,260.00	13,096,827.73	0.00	0.00	0.00	0.00	0.00	0.00	0.00	0.00	0.00	0.00	0.00	0.00	0.00	0.00	0.00	0.00	2,520,924.34	8,044,653.39	0.00	2,531,260.00	13,096,827.73			
Notice of Cash Allocation (NCA)	2,620,924.34	8,044,653.39	0.00	2,531,260.00	13,096,827.73	0.00	0.00	0.00	0.00	0.00	0.00	0.00	0.00	0.00	0.00	0.00	0.00	0.00	0.00	0.00	0.00	2,520,924.34	8,044,653.39	0.00	2,531,260.00	13,096,827.73			
MDS Checks Issued	14,455.60	0.00	0.00	0.00	14,455.60	0.00	0.00	0.00	0.00	0.00	0.00	0.00	0.00	0.00	0.00	0.00	0.00	0.00	0.00	0.00	0.00	0.00	0.00	0.00	0.00	0.00	14,455.60		
Advice to Debit Account	2,606,468.74	8,044,653.39	0.00	2,531,260.00	13,082,372.13	0.00	0.00	0.00	0.00	0.00	0.00	0.00	0.00	0.00	0.00	0.00	0.00	0.00	0.00	0.00	0.00	2,506,468.74	8,044,653.39	0.00	2,531,260.00	13,082,372.13			
Notice of Transfer Allocations (NTA)	0.00	0.00	0.00	0.00	0.00	0.00	0.00	0.00	0.00	0.00	0.00	0.00	0.00	0.00	0.00	0.00	0.00	0.00	0.00	0.00	0.00	0.00	0.00	0.00	0.00	0.00	0.00		
MDS Checks Issued	0.00	0.00	0.00	0.00	0.00	0.00	0.00	0.00	0.00	0.00	0.00	0.00	0.00	0.00	0.00	0.00	0.00	0.00	0.00	0.00	0.00	0.00	0.00	0.00	0.00	0.00	0.00		
Advice to Debit Account	0.00	0.00	0.00	0.00	0.00	0.00	0.00	0.00	0.00	0.00	0.00	0.00	0.00	0.00	0.00	0.00	0.00	0.00	0.00	0.00	0.00	0.00	0.00	0.00	0.00	0.00	0.00		
Working Fund for FAPs	0.00	0.00	0.00	0.00	0.00	0.00	0.00	0.00	0.00	0.00	0.00	0.00	0.00	0.00	0.00	0.00	0.00	0.00	0.00	0.00	0.00	0.00	0.00	0.00	0.00	0.00	0.00		
Cash Disbursement Ceiling (CDC)	0.00	0.00	0.00	0.00	0.00	0.00	0.00	0.00	0.00	0.00	0.00	0.00	0.00	0.00	0.00	0.00	0.00	0.00	0.00	0.00	0.00	0.00	0.00	0.00	0.00	0.00	0.00		
TOTAL CASH DISBURSEMENTS	2,620,924.34	8,044,653.39	0.00	2,531,260.00	13,096,827.73	0.00	0.00	0.00	0.00	0.00	0.00	0.00	0.00	0.00	0.00	0.00	0.00	0.00	0.00	0.00	0.00	2,520,924.34	8,044,653.39	0.00	2,531,260.00	13,096,827.73			
NON-CASH DISBURSEMENTS	172,237.14	122,631.11	0.00	168,750.00	463,618.25	0.00	0.00	0.00	0.00	0.00	0.00	0.00	0.00	0.00	0.00	0.00	0.00	0.00	0.00	0.00	0.00	172,237.14	122,631.11	0.00	168,750.00	463,618.25			
Tax Remittance Advice Issued (TRA)	172,237.14	122,631.11	0.00	168,750.00	463,618.25	0.00	0.00	0.00	0.00	0.00	0.00	0.00	0.00	0.00	0.00	0.00	0.00	0.00	0.00	0.00	0.00	172,237.14	122,631.11	0.00	168,750.00	463,618.25			
Non-Cash Availment Authority (NCAA)	0.00	0.00	0.00	0.00	0.00	0.00	0.00	0.00	0.00	0.00	0.00	0.00	0.00	0.00	0.00	0.00	0.00	0.00	0.00	0.00	0.00	0.00	0.00	0.00	0.00	0.00	0.00		
Disbursements effected through outright deductions from claims (please specify...)	0.00	0.00	0.00	0.00	0.00	0.00	0.00	0.00	0.00	0.00	0.00	0.00	0.00	0.00	0.00	0.00	0.00	0.00	0.00	0.00	0.00	0.00	0.00	0.00	0.00	0.00	0.00		
Overpayment of expenses(e.g. personnel benefits)	0.00	0.00	0.00	0.00	0.00	0.00	0.00	0.00	0.00	0.00	0.00	0.00	0.00	0.00	0.00	0.00	0.00	0.00	0.00	0.00	0.00	0.00	0.00	0.00	0.00	0.00	0.00	0.00	
Restitution for loss of government property	0.00	0.00	0.00	0.00	0.00	0.00	0.00	0.00	0.00	0.00	0.00	0.00	0.00	0.00	0.00	0.00	0.00	0.00	0.00	0.00	0.00	0.00	0.00	0.00	0.00	0.00	0.00	0.00	
Liquidated damages and similar claims	0.00	0.00	0.00	0.00	0.00	0.00	0.00	0.00	0.00	0.00	0.00	0.00	0.00	0.00	0.00	0.00	0.00	0.00	0.00	0.00	0.00	0.00	0.00	0.00	0.00	0.00	0.00	0.00	
Others (e.g. TEF, BTR, Documentary Stamp Tax, etc.)	0.00	0.00	0.00	0.00	0.00	0.00	0.00	0.00	0.00	0.00	0.00	0.00	0.00	0.00	0.00	0.00	0.00	0.00	0.00	0.00	0.00	0.00	0.00	0.00	0.00	0.00	0.00	0.00	
TOTAL NON-CASH DISBURSEMENTS	172,237.14	122,631.11	0.00	168,750.00	463,618.25	0.00	0.00	0.00	0.00	0.00	0.00	0.00	0.00	0.00	0.00	0.00	0.00	0.00	0.00	0.00	0.00	172,237.14	122,631.11	0.00	168,750.00	463,618.25			
GRAND TOTAL	2,663,161.48	8,167,284.50	0.00	2,700,000.00	13,560,445.98	0.00	0.00	0.00	0.00	0.00	0.00	0.00	0.00	0.00	0.00	0.00	0.00	0.00	0.00	0.00	0.00	2,693,161.48	8,167,284.50	0.00	2,700,000.00	13,560,445.98			

Particulars	Previous Report	This Month	As at Date
(1)	(2)	(3)	(4)
Total Disbursement Authorities Received	111,858,978.87	17,116,868.25	128,975,847.12
NCA	107,813,820.00	16,653,250.00	124,467,070.00
NTA	0.00	0.00	0.00
Working Fund	0.00	0.00	0.00
TRA	4,045,158.87	463,618.25	4,508,777.12
CDC	0.00	0.00	0.00
NCAA	0.00	0.00	0.00
Less: Notice of Transfer of Allocations (NTA) issued	111,858,978.87	17,116,868.25	128,975,847.12
Total Disbursement Authorities Available	0.00	0.00	0.00
Less:	303.51	0.00	303.51
Lapsed NCA	104,651,653.75	13,560,445.98	118,212,099.73
Disbursements	0.00	0.00	0.00
Less: Other Non-Cash Disbursements	0.00	0.00	0.00
Disbursements effected through outright deductions from claims	0.00	0.00	0.00
Overpayment of expenses(e.g. personnel benefits)	0.00	0.00	0.00
Restitution for loss of government property	0.00	0.00	0.00
Liquidated damages and similar claims	0.00	0.00	0.00
Others (e.g. TEF, BTR, Docs Stamp, etc.)	0.00	0.00	0.00
Add/Less: Adjustments (e.g. cancelled/detained checks)	7,207,021.81	3,556,422.27	10,763,443.88
Balance of Disbursement Authorities as at date	111,858,978.87	17,116,868.25	128,975,847.12
Total Disbursements Program	104,651,653.75	13,560,445.98	118,212,099.73
Less: Actual Disbursements	7,207,021.81	3,556,422.27	10,763,443.88
(Over)/Under spending			

Notes: * The use of NTA is discouraged
 Notes: ** Amounts should tally with the grand total disbursement (column 27).

Certified Correct:
 MARIA TERESA E. CAASI
 Chief Administrative Officer
 Date: December 6, 2024 11:54 AM

Recommended Approval:

 MARIA TERESA E. CAASI
 Chief Administrative Officer
 Date: December 6, 2024 03:38 PM

Approved By:

 LUCY CONNING E. MARITA-DOMINIG
 Director IV
 Date: December 6, 2024 03:59 PM

MONTHLY REPORT OF DISBURSEMENTS
For the month of November 2024

Department : Department of Science and Technology (DOST)
Agency/Entity : National Academy of Science and Technology
Operating Unit : < not applicable >
Organization Code (UACS) : 19 003 000000
Fund Cluster : 07 - Trust Receipts
(e.g. UACS Fund Cluster: 01-Regular Agency Fund, 02-Foreign Assisted Projects Fund, 03-Special Account-Locally Funded/Domestic Grants Fund, etc.)

Table with columns for Particulars, Current Year Budget, Prior Year's Budget, Current Year's Accounts Payable, Trust Liabilities, and Grand Total. Includes rows for CASH DISBURSEMENTS, NON-CASH DISBURSEMENTS, and GRAND TOTAL.

SUMMARY table with columns: Particulars, Previous Report, This Month, As at Date. Includes rows for Total Disbursement Authorities Received, Less: Notice of Transfer of Allocations (NTA)* Issued, Balance of Disbursement Authorities as at date, Total Disbursements Program, and Less: *Actual Disbursements.

Recommending Approval

MARIA THERESA E. SAAS
Chief Administrative Officer
Date: December 6, 2024 03:38 PM

Approved By

LUNINGNING E. SAMARITA-DOMINGO
Director IV
Date: December 6, 2024 03:59 PM

MONTHLY REPORT OF DISBURSEMENTS
For the month of October 2024

Department : Department of Science and Technology (DOST)
 Agency/Entity : National Academy of Science and Technology
 Operating Unit : < not applicable >
 Organization Code (UACS) : 19 008 0000000
 Fund Cluster : 01 - Regular Agency Fund
 (e.g. UACS Fund Cluster: 01-Regular Agency Fund, 02-Foreign Assisted Projects Fund, 03-Special Account-Locally Funded/Domestic Grants Fund, etc.)

Particulars	Current Year Budget					Prior Year's Accounts Payable					Current Year's Accounts Payable					SUB-TOTAL	Trust Liabilities					Grand Total	Remarks						
	PS	MOOE	FinEx	CO	TOTAL	PS	MOOE	FinEx	CO	Sub-Total	PS	MOOE	FinEx	CO	Sub-Total		TOTAL	PS	MOOE	CO	TOTAL			PS	MOOE	FinEx	CO	TOTAL	
1	2	3	4	5	6=(2+3+4+5)	7	8	9	10	11=(7+8+9+10)	12	13	14	15	16=	17=(11+16)	18=(6+17)	19	20	21	22=(19+20+21)	23	24	25	26	27=(23+24+25+26)	28		
CASH DISBURSEMENTS	1,331,026.92	10,617,797.19	0.00	1,324,962.68	13,273,776.79	0.00	225,201.60	0.00	0.00	225,201.60	0.00	0.00	0.00	0.00	0.00	225,201.60	13,498,978.39	0.00	0.00	0.00	0.00	1,331,026.92	10,842,998.79	0.00	1,324,962.68	13,498,978.39	28		
Notice of Cash Allocation (NCA)	1,331,026.92	10,617,797.19	0.00	1,324,962.68	13,273,776.79	0.00	225,201.60	0.00	0.00	225,201.60	0.00	0.00	0.00	0.00	0.00	225,201.60	13,498,978.39	0.00	0.00	0.00	0.00	1,331,026.92	10,842,998.79	0.00	1,324,962.68	13,498,978.39			
MDS Checks Issued	0.00	50,936.35	0.00	0.00	50,936.35	0.00	0.00	0.00	0.00	0.00	0.00	0.00	0.00	0.00	0.00	0.00	0.00	0.00	0.00	0.00	0.00	0.00	0.00	0.00	0.00	0.00	0.00		
Advice to Debit Account	1,331,026.92	10,668,800.84	0.00	1,324,962.68	13,222,840.44	0.00	225,201.60	0.00	0.00	225,201.60	0.00	0.00	0.00	0.00	0.00	0.00	0.00	0.00	0.00	0.00	0.00	0.00	0.00	0.00	0.00	0.00	0.00	0.00	
Notice of Transfer Allocations (NTA)	0.00	0.00	0.00	0.00	0.00	0.00	0.00	0.00	0.00	0.00	0.00	0.00	0.00	0.00	0.00	0.00	0.00	0.00	0.00	0.00	0.00	1,331,026.92	10,792,062.44	0.00	1,324,962.68	13,448,042.04			
MDS Checks Issued	0.00	0.00	0.00	0.00	0.00	0.00	0.00	0.00	0.00	0.00	0.00	0.00	0.00	0.00	0.00	0.00	0.00	0.00	0.00	0.00	0.00	0.00	0.00	0.00	0.00	0.00	0.00	0.00	
Advice to Debit Account	0.00	0.00	0.00	0.00	0.00	0.00	0.00	0.00	0.00	0.00	0.00	0.00	0.00	0.00	0.00	0.00	0.00	0.00	0.00	0.00	0.00	0.00	0.00	0.00	0.00	0.00	0.00	0.00	
Working Fund for FAPs	0.00	0.00	0.00	0.00	0.00	0.00	0.00	0.00	0.00	0.00	0.00	0.00	0.00	0.00	0.00	0.00	0.00	0.00	0.00	0.00	0.00	0.00	0.00	0.00	0.00	0.00	0.00	0.00	
Cash Disbursement Ceiling (CDC)	0.00	0.00	0.00	0.00	0.00	0.00	0.00	0.00	0.00	0.00	0.00	0.00	0.00	0.00	0.00	0.00	0.00	0.00	0.00	0.00	0.00	0.00	0.00	0.00	0.00	0.00	0.00	0.00	
TOTAL CASH DISBURSEMENTS	1,331,026.92	10,617,797.19	0.00	1,324,962.68	13,273,776.79	0.00	225,201.60	0.00	0.00	225,201.60	0.00	0.00	0.00	0.00	0.00	225,201.60	13,498,978.39	0.00	0.00	0.00	0.00	0.00	1,331,026.92	10,842,998.79	0.00	1,324,962.68	13,498,978.39		
NON-CASH DISBURSEMENTS	156,631.84	399,344.13	0.00	74,997.32	630,973.29	0.00	25,022.40	0.00	0.00	25,022.40	0.00	0.00	0.00	0.00	0.00	25,022.40	655,995.69	0.00	0.00	0.00	0.00	156,631.84	424,366.53	0.00	74,997.32	655,995.69			
Tax Remittance Advices Issued (TRA)	156,631.84	399,344.13	0.00	74,997.32	630,973.29	0.00	25,022.40	0.00	0.00	25,022.40	0.00	0.00	0.00	0.00	0.00	25,022.40	655,995.69	0.00	0.00	0.00	0.00	156,631.84	424,366.53	0.00	74,997.32	655,995.69			
Non-Cash Availment Authority (NCAA)	0.00	0.00	0.00	0.00	0.00	0.00	0.00	0.00	0.00	0.00	0.00	0.00	0.00	0.00	0.00	0.00	0.00	0.00	0.00	0.00	0.00	0.00	0.00	0.00	0.00	0.00	0.00	0.00	
Disbursements effected through outright deductions from claims (please specify...)	0.00	0.00	0.00	0.00	0.00	0.00	0.00	0.00	0.00	0.00	0.00	0.00	0.00	0.00	0.00	0.00	0.00	0.00	0.00	0.00	0.00	0.00	0.00	0.00	0.00	0.00	0.00	0.00	
Overpayment of expenses(e.g. personnel benefits)	0.00	0.00	0.00	0.00	0.00	0.00	0.00	0.00	0.00	0.00	0.00	0.00	0.00	0.00	0.00	0.00	0.00	0.00	0.00	0.00	0.00	0.00	0.00	0.00	0.00	0.00	0.00	0.00	
Restitution for loss of government property	0.00	0.00	0.00	0.00	0.00	0.00	0.00	0.00	0.00	0.00	0.00	0.00	0.00	0.00	0.00	0.00	0.00	0.00	0.00	0.00	0.00	0.00	0.00	0.00	0.00	0.00	0.00	0.00	
Liquidated damages and similar claims	0.00	0.00	0.00	0.00	0.00	0.00	0.00	0.00	0.00	0.00	0.00	0.00	0.00	0.00	0.00	0.00	0.00	0.00	0.00	0.00	0.00	0.00	0.00	0.00	0.00	0.00	0.00	0.00	
Others (e.g. TEF, BTR, Documentary Stamp Tax, etc.)	0.00	0.00	0.00	0.00	0.00	0.00	0.00	0.00	0.00	0.00	0.00	0.00	0.00	0.00	0.00	0.00	0.00	0.00	0.00	0.00	0.00	0.00	0.00	0.00	0.00	0.00	0.00	0.00	
TOTAL NON-CASH DISBURSEMENTS	156,631.84	399,344.13	0.00	74,997.32	630,973.29	0.00	25,022.40	0.00	0.00	25,022.40	0.00	0.00	0.00	0.00	0.00	25,022.40	655,995.69	0.00	0.00	0.00	0.00	156,631.84	424,366.53	0.00	74,997.32	655,995.69			
GRAND TOTAL	1,487,658.76	11,017,141.32	0.00	1,399,960.00	13,904,750.08	0.00	250,224.00	0.00	0.00	250,224.00	0.00	0.00	0.00	0.00	0.00	250,224.00	14,154,974.08	0.00	0.00	0.00	0.00	1,487,658.76	11,267,365.32	0.00	1,399,960.00	14,154,974.08			

Particulars	Previous Report (2)	This Month (3)	As at Date (4)
Total Disbursement Authorities Received	90,496,983.18	21,361,995.69	111,858,978.87
NCA	87,107,820.00	20,706,000.00	107,813,820.00
NTA	0.00	0.00	0.00
Working Fund	0.00	0.00	0.00
TRA	3,389,163.18	655,995.69	4,045,158.87
CDC	0.00	0.00	0.00
NCAA	0.00	0.00	0.00
Less: Notice of Transfer of Allocations (NTA)* Issued	0.00	0.00	0.00
Total Disbursement Authorities Available	90,496,983.18	21,361,995.69	111,858,978.87
Less:	0.00	0.00	0.00
Lapsed NCA	303.51	0.00	303.51
Disbursements	90,496,679.67	14,154,974.08	104,651,653.75
Less: Other Non-Cash Disbursements	0.00	0.00	0.00
Disbursements effected through outright deductions from claims	0.00	0.00	0.00
Overpayment of expenses(e.g. personnel benefits)	0.00	0.00	0.00
Restitution for loss of government property	0.00	0.00	0.00
Liquidated damages and similar claims	0.00	0.00	0.00
Others (e.g. TEF, BTR, Docu Stamp, etc.)	0.00	0.00	0.00
Add/Less: Adjustments (e.g. cancelled/dated checks)	0.00	0.00	0.00
Balance of Disbursement Authorities as at date	0.00	7,207,021.61	7,207,021.61
Total Disbursements Program	90,496,983.18	21,361,995.69	111,858,978.87
Less: *Actual Disbursements	90,496,679.67	14,154,974.08	104,651,653.75
(Over)/Under spending	303.51	7,207,021.61	7,207,325.12

Notes: * The use of NTA is discouraged
 Notes: ** Amounts should tally with the grand total disbursement (column 27).

Certified Correct
 MARIA TERESA E. VICO
 Accountant III
 Date: November 6, 2024 04:35 PM

Recommended by
 MARIA TERESA E. CAASI
 Chief Administrative Officer
 Date: November 6, 2024 05:27 PM

Approved By
 LUNARINO E. SAMARITA-DOMINCO
 Director IV
 Date: November 7, 2024 09:22 AM

MONTHLY REPORT OF DISBURSEMENTS
For the month of October 2024

Department : Department of Science and Technology (DOST)
Agency/Entity : National Academy of Science and Technology
Operating Unit : < not applicable >
Organization Code (UACS) : 19 008 000000
Fund Cluster : 07 - Trust Receipts

(e.g. UACS Fund Cluster: 01-Regular Agency Fund, 02-Foreign Assisted Projects Fund, 03-Special Account-Locally Funded/Domestic Grants Fund, etc.)

Particulars	Current Year Budget					Prior Year's Budget										SUB-TOTAL	Trust Liabilities				Grand Total					Remarks		
	PS	MOOE	FinEx	CO	TOTAL	Prior Year's Accounts Payable					Current Year's Accounts Payable						PS	MOOE	CO	TOTAL	PS	MOOE	FinEx	CO	TOTAL			
	2	3	4	5	6=(2+3+4+5)	7	8	9	10	11=(7+8+9+10)	12	13	14	15	16=(11+12+13+14+15)		17=(11+16)	18=(17)	19	20	21	22=(19+20+21)	23	24	25		26	27=(23+24+25+26)
CASH DISBURSEMENTS	0.00	0.00	0.00	0.00	0.00	0.00	0.00	0.00	0.00	0.00	0.00	0.00	0.00	0.00	0.00	0.00	0.00	695,350.00	560,649.32	0.00	1,255,999.32	695,350.00	560,649.32	0.00	0.00	0.00	1,255,999.32	0.00
Notice of Cash Allocation (NCA)	0.00	0.00	0.00	0.00	0.00	0.00	0.00	0.00	0.00	0.00	0.00	0.00	0.00	0.00	0.00	0.00	0.00	0.00	0.00	0.00	0.00	0.00	0.00	0.00	0.00	0.00	0.00	0.00
MDS Checks Issued	0.00	0.00	0.00	0.00	0.00	0.00	0.00	0.00	0.00	0.00	0.00	0.00	0.00	0.00	0.00	0.00	0.00	0.00	0.00	0.00	0.00	0.00	0.00	0.00	0.00	0.00	0.00	0.00
Advice to Debit Account	0.00	0.00	0.00	0.00	0.00	0.00	0.00	0.00	0.00	0.00	0.00	0.00	0.00	0.00	0.00	0.00	0.00	0.00	0.00	0.00	0.00	0.00	0.00	0.00	0.00	0.00	0.00	0.00
Notice of Transfer Allocations (NTA)	0.00	0.00	0.00	0.00	0.00	0.00	0.00	0.00	0.00	0.00	0.00	0.00	0.00	0.00	0.00	0.00	0.00	695,350.00	560,649.32	0.00	1,255,999.32	695,350.00	560,649.32	0.00	0.00	0.00	1,255,999.32	0.00
MDS Checks Issued	0.00	0.00	0.00	0.00	0.00	0.00	0.00	0.00	0.00	0.00	0.00	0.00	0.00	0.00	0.00	0.00	0.00	0.00	0.00	0.00	0.00	0.00	0.00	0.00	0.00	0.00	0.00	0.00
Advice to Debit Account	0.00	0.00	0.00	0.00	0.00	0.00	0.00	0.00	0.00	0.00	0.00	0.00	0.00	0.00	0.00	0.00	0.00	0.00	0.00	0.00	0.00	0.00	0.00	0.00	0.00	0.00	0.00	0.00
Working Fund for FAPs	0.00	0.00	0.00	0.00	0.00	0.00	0.00	0.00	0.00	0.00	0.00	0.00	0.00	0.00	0.00	0.00	0.00	0.00	0.00	0.00	0.00	0.00	0.00	0.00	0.00	0.00	0.00	0.00
Cash Disbursement Ceiling (CDC)	0.00	0.00	0.00	0.00	0.00	0.00	0.00	0.00	0.00	0.00	0.00	0.00	0.00	0.00	0.00	0.00	0.00	0.00	0.00	0.00	0.00	0.00	0.00	0.00	0.00	0.00	0.00	0.00
TOTAL CASH DISBURSEMENTS	0.00	0.00	0.00	0.00	0.00	0.00	0.00	0.00	0.00	0.00	0.00	0.00	0.00	0.00	0.00	0.00	0.00	695,350.00	560,649.32	0.00	1,255,999.32	695,350.00	560,649.32	0.00	0.00	0.00	1,255,999.32	0.00
NON-CASH DISBURSEMENTS	0.00	0.00	0.00	0.00	0.00	0.00	0.00	0.00	0.00	0.00	0.00	0.00	0.00	0.00	0.00	0.00	0.00	0.00	0.00	0.00	0.00	0.00	0.00	0.00	0.00	0.00	0.00	0.00
Tax Remittance Advices Issued (TRA)	0.00	0.00	0.00	0.00	0.00	0.00	0.00	0.00	0.00	0.00	0.00	0.00	0.00	0.00	0.00	0.00	0.00	0.00	0.00	0.00	0.00	0.00	0.00	0.00	0.00	0.00	0.00	0.00
Non-Cash Availment Authority (NCAA)	0.00	0.00	0.00	0.00	0.00	0.00	0.00	0.00	0.00	0.00	0.00	0.00	0.00	0.00	0.00	0.00	0.00	0.00	0.00	0.00	0.00	0.00	0.00	0.00	0.00	0.00	0.00	0.00
Disbursements effected through outright deductions from claims (please specify...)	0.00	0.00	0.00	0.00	0.00	0.00	0.00	0.00	0.00	0.00	0.00	0.00	0.00	0.00	0.00	0.00	0.00	0.00	0.00	0.00	0.00	0.00	0.00	0.00	0.00	0.00	0.00	0.00
Overpayment of expenses(e.g. personnel benefits)	0.00	0.00	0.00	0.00	0.00	0.00	0.00	0.00	0.00	0.00	0.00	0.00	0.00	0.00	0.00	0.00	0.00	0.00	0.00	0.00	0.00	0.00	0.00	0.00	0.00	0.00	0.00	0.00
Restitution for loss of government property	0.00	0.00	0.00	0.00	0.00	0.00	0.00	0.00	0.00	0.00	0.00	0.00	0.00	0.00	0.00	0.00	0.00	0.00	0.00	0.00	0.00	0.00	0.00	0.00	0.00	0.00	0.00	0.00
Liquidated damages and similar claims	0.00	0.00	0.00	0.00	0.00	0.00	0.00	0.00	0.00	0.00	0.00	0.00	0.00	0.00	0.00	0.00	0.00	0.00	0.00	0.00	0.00	0.00	0.00	0.00	0.00	0.00	0.00	0.00
Others (e.g. TEF, BT, Doca Stamp, etc.)	0.00	0.00	0.00	0.00	0.00	0.00	0.00	0.00	0.00	0.00	0.00	0.00	0.00	0.00	0.00	0.00	0.00	0.00	0.00	0.00	0.00	0.00	0.00	0.00	0.00	0.00	0.00	0.00
TOTAL NON-CASH DISBURSEMENTS	0.00	0.00	0.00	0.00	0.00	0.00	0.00	0.00	0.00	0.00	0.00	0.00	0.00	0.00	0.00	0.00	0.00	0.00	0.00	0.00	0.00	0.00	0.00	0.00	0.00	0.00	0.00	0.00
GRAND TOTAL	0.00	0.00	0.00	0.00	0.00	0.00	0.00	0.00	0.00	0.00	0.00	0.00	0.00	0.00	0.00	0.00	0.00	695,350.00	560,649.32	0.00	1,255,999.32	695,350.00	560,649.32	0.00	0.00	0.00	1,255,999.32	0.00

SUMMARY

Particulars	Previous Report	This Month	As at Date
(1)	(2)	(3)	(4)
Total Disbursement Authorities Received	23,923,217.00	2,944,143.00	26,867,360.00
NCA	23,923,217.00	2,944,143.00	26,867,360.00
NTA	0.00	0.00	0.00
Working Fund	0.00	0.00	0.00
TRA	0.00	0.00	0.00
CDC	0.00	0.00	0.00
NCAA	0.00	0.00	0.00
Less: Notice of Transfer of Allocations (NTA)* issued	0.00	0.00	0.00
Total Disbursement Authorities Available	23,923,217.00	2,944,143.00	26,867,360.00
Less:	0.00	0.00	0.00
Lapsed NCA	0.00	0.00	0.00
Disbursements	16,461,392.55	1,255,999.32	17,717,391.87
Less: Other Non-Cash Disbursements	0.00	0.00	0.00
Disbursements effected through outright deductions from claims	0.00	0.00	0.00
Overpayment of expenses(e.g. personnel benefits)	0.00	0.00	0.00
Restitution for loss of government property	0.00	0.00	0.00
Liquidated damages and similar claims	0.00	0.00	0.00
Others (e.g. TEF, BT, Doca Stamp, etc.)	0.00	0.00	0.00
Add/ Less: Adjustments (e.g. cancelled/staled checks)	0.00	0.00	0.00
Balance of Disbursement Authorities as at date	7,461,824.45	1,688,143.68	9,149,968.13
Total Disbursements Program	23,923,217.00	2,944,143.00	26,867,360.00
Less: *Actual Disbursements	16,461,392.55	1,255,999.32	17,717,391.87
(Over)/Under spending	7,461,824.45	1,688,143.68	9,149,968.13

Notes: * The use of NTA is discouraged
Notes: ** Amounts should tally with the grand total disbursement (column 27).

Certified Correct
MARIA TERESA E. DOMIN... VICO
Accountant III
Date: November 6, 2024 04:35 PM

Recommending Approval:
MARIA TERESA E. DOMIN... VICO
Chief Administrative Officer
Date: November 6, 2024 05:27 PM

Approved by:
LUNGSNINE E. SUMARITA-DOMIN...
Director IV
Date: November 7, 2024 09:22 AM

MONTHLY REPORT OF DISBURSEMENTS
For the month of September 2024

Department : Department of Science and Technology (DOST)
 Agency/Entity : National Academy of Science and Technology
 Operating Unit : < not applicable >
 Organization Code (UACS) : 19 003 000000
 Fund Cluster : 01 - Regular Agency Fund
 (e.g. UACS Fund Cluster: 01-Regular Agency Fund, 02-Foreign Assisted Projects Fund, 03-Special Account-Locally Funded/Domestic Grants Fund, etc.)

Particulars	Current Year Budget					Prior Year's Budget					Current Year's Accounts Payable					Trust Liabilities					Grand Total					Remarks				
	PS	MOOE	FinEx	CO	TOTAL	PS	MOOE	FinEx	CO	Sub-Total	PS	MOOE	FinEx	CO	Sub-Total	TOTAL	SUB-TOTAL	PS	MOOE	CO	TOTAL	PS	MOOE	FinEx	CO		TOTAL			
1	2	3	4	5	6=(2+3+4+5)	7	8	9	10	11=(7+8+9+10)	12	13	14	15	16=	17=(11+16)	18=(6+17)	19	20	21	22=(19+20+21)	23	24	25	26	27=(23+24+25+26)	28			
CASH DISBURSEMENTS	1,319,278.56	8,556,466.27	0.00	0.00	9,875,764.83	0.00	41,763.62	0.00	0.00	41,763.62	0.00	0.00	0.00	0.00	0.00	41,763.62	9,917,528.45	0.00	0.00	0.00	0.00	1,319,278.56	8,556,466.27	0.00	0.00	9,875,764.83				
Notice of Cash Allocation (NCA)	1,319,278.56	8,556,466.27	0.00	0.00	9,875,764.83	0.00	41,763.62	0.00	0.00	41,763.62	0.00	0.00	0.00	0.00	0.00	41,763.62	9,917,528.45	0.00	0.00	0.00	0.00	1,319,278.56	8,556,466.27	0.00	0.00	9,875,764.83				
MDS Checks Issued	0.00	127,663.34	0.00	0.00	127,663.34	0.00	0.00	0.00	0.00	0.00	0.00	0.00	0.00	0.00	0.00	127,663.34	127,663.34	0.00	0.00	0.00	0.00	0.00	0.00	0.00	0.00	0.00	127,663.34			
Advice to Debit Account	1,319,278.56	8,428,802.93	0.00	0.00	9,748,101.49	0.00	41,763.62	0.00	0.00	41,763.62	0.00	0.00	0.00	0.00	0.00	41,763.62	9,789,865.11	0.00	0.00	0.00	0.00	1,319,278.56	8,428,802.93	0.00	0.00	9,748,101.49				
Notice of Transfer Allocations (NTA)	0.00	0.00	0.00	0.00	0.00	0.00	0.00	0.00	0.00	0.00	0.00	0.00	0.00	0.00	0.00	0.00	0.00	0.00	0.00	0.00	0.00	0.00	0.00	0.00	0.00	0.00	0.00			
MDS Checks Issued	0.00	0.00	0.00	0.00	0.00	0.00	0.00	0.00	0.00	0.00	0.00	0.00	0.00	0.00	0.00	0.00	0.00	0.00	0.00	0.00	0.00	0.00	0.00	0.00	0.00	0.00	0.00	0.00		
Advice to Debit Account	0.00	0.00	0.00	0.00	0.00	0.00	0.00	0.00	0.00	0.00	0.00	0.00	0.00	0.00	0.00	0.00	0.00	0.00	0.00	0.00	0.00	0.00	0.00	0.00	0.00	0.00	0.00	0.00		
Working Fund for FAPs	0.00	0.00	0.00	0.00	0.00	0.00	0.00	0.00	0.00	0.00	0.00	0.00	0.00	0.00	0.00	0.00	0.00	0.00	0.00	0.00	0.00	0.00	0.00	0.00	0.00	0.00	0.00	0.00		
Cash Disbursement Ceiling (CDC)	0.00	0.00	0.00	0.00	0.00	0.00	0.00	0.00	0.00	0.00	0.00	0.00	0.00	0.00	0.00	0.00	0.00	0.00	0.00	0.00	0.00	0.00	0.00	0.00	0.00	0.00	0.00	0.00		
TOTAL CASH DISBURSEMENTS	1,319,278.56	8,556,466.27	0.00	0.00	9,875,764.83	0.00	41,763.62	0.00	0.00	41,763.62	0.00	0.00	0.00	0.00	0.00	41,763.62	9,917,528.45	0.00	0.00	0.00	0.00	1,319,278.56	8,556,466.27	0.00	0.00	9,875,764.83				
NON-CASH DISBURSEMENTS	156,688.54	265,612.41	0.00	0.00	422,300.95	0.00	2,784.24	0.00	0.00	2,784.24	0.00	0.00	0.00	0.00	0.00	2,784.24	425,085.19	0.00	0.00	0.00	0.00	156,688.54	265,612.41	0.00	0.00	422,300.95				
Tax Remittance Advances Issued (TRA)	156,688.54	265,612.41	0.00	0.00	422,300.95	0.00	2,784.24	0.00	0.00	2,784.24	0.00	0.00	0.00	0.00	0.00	2,784.24	425,085.19	0.00	0.00	0.00	0.00	156,688.54	265,612.41	0.00	0.00	422,300.95				
Non-Cash Availment Authority (NCAA)	0.00	0.00	0.00	0.00	0.00	0.00	0.00	0.00	0.00	0.00	0.00	0.00	0.00	0.00	0.00	0.00	0.00	0.00	0.00	0.00	0.00	0.00	0.00	0.00	0.00	0.00	0.00	0.00		
Disbursements effected through outright deductions from claims (please specify...)	0.00	0.00	0.00	0.00	0.00	0.00	0.00	0.00	0.00	0.00	0.00	0.00	0.00	0.00	0.00	0.00	0.00	0.00	0.00	0.00	0.00	0.00	0.00	0.00	0.00	0.00	0.00	0.00		
Overpayment of expenses (e.g. personnel benefits)	0.00	0.00	0.00	0.00	0.00	0.00	0.00	0.00	0.00	0.00	0.00	0.00	0.00	0.00	0.00	0.00	0.00	0.00	0.00	0.00	0.00	0.00	0.00	0.00	0.00	0.00	0.00	0.00	0.00	
Restitution for loss of government property	0.00	0.00	0.00	0.00	0.00	0.00	0.00	0.00	0.00	0.00	0.00	0.00	0.00	0.00	0.00	0.00	0.00	0.00	0.00	0.00	0.00	0.00	0.00	0.00	0.00	0.00	0.00	0.00	0.00	
Liquidated damages and similar claims	0.00	0.00	0.00	0.00	0.00	0.00	0.00	0.00	0.00	0.00	0.00	0.00	0.00	0.00	0.00	0.00	0.00	0.00	0.00	0.00	0.00	0.00	0.00	0.00	0.00	0.00	0.00	0.00	0.00	
Others (TEF, BTr, Documentary Stamp Tax, etc.)	0.00	0.00	0.00	0.00	0.00	0.00	0.00	0.00	0.00	0.00	0.00	0.00	0.00	0.00	0.00	0.00	0.00	0.00	0.00	0.00	0.00	0.00	0.00	0.00	0.00	0.00	0.00	0.00	0.00	
TOTAL NON-CASH DISBURSEMENTS	156,688.54	265,612.41	0.00	0.00	422,300.95	0.00	2,784.24	0.00	0.00	2,784.24	0.00	0.00	0.00	0.00	0.00	2,784.24	425,085.19	0.00	0.00	0.00	0.00	156,688.54	265,612.41	0.00	0.00	422,300.95				
GRAND TOTAL	1,475,967.10	8,822,078.68	0.00	0.00	10,298,065.78	0.00	44,547.86	0.00	0.00	44,547.86	0.00	0.00	0.00	0.00	0.00	44,547.86	10,342,613.64	0.00	0.00	0.00	0.00	1,475,967.10	8,822,078.68	0.00	0.00	10,342,613.64				

Particulars	Previous Report	This Month	As at Date
(1)	(2)	(3)	(4)
Total Disbursement Authorities Received	80,154,897.89	10,342,085.19	90,496,983.18
NCA	77,190,820.00	9,917,000.00	87,107,820.00
NTA	0.00	0.00	0.00
Working Fund	0.00	0.00	0.00
TRA	2,964,077.89	425,085.19	3,389,163.18
CDC	0.00	0.00	0.00
NCAA	0.00	0.00	0.00
Less: Notice of Transfer of Allocations (NTA)' Issued	0.00	0.00	0.00
Total Disbursement Authorities Available	80,154,897.89	10,342,085.19	90,496,983.18
Less:			
Lapsed NCA	83.15	220.36	303.51
Disbursements	80,154,066.03	10,342,813.64	90,496,879.67
Less: Other Non-Cash Disbursements	0.00	0.00	0.00
Disbursements effected through outright deductions from claims	0.00	0.00	0.00
Overpayment of expenses (e.g. personnel benefits)	0.00	0.00	0.00
Restitution for loss of government property	0.00	0.00	0.00
Liquidated damages and similar claims	0.00	0.00	0.00
Others (e.g. TEF, BTr, Docs Stamps, etc.)	0.00	0.00	0.00
Adjustments (e.g. cancelled/issued checks)	0.00	0.00	0.00
Balance of Disbursement Authorities as at date	748.81	(748.81)	0.00
Total Disbursements Program	80,154,897.89	10,342,085.19	90,496,983.18
Less: Actual Disbursements	80,154,066.03	10,342,813.64	90,496,879.67
(Over)Under spending	831.86	(528.45)	303.51


Notes: ** Amounts should tally with the grand total disbursement (column 27).

Certified Accountant:

 MARIABELLE R. VICO
 Accountant III
 Date: October 4, 2024 05:14 PM

Recommended Approval:

 MARIA THERESA E. CASI
 Chief Administrative Officer
 Date: October 4, 2024 05:28 PM

Approved By:

 LUNINGNING E. SAMARITA-DOMINGO
 Director IV
 Date: October 7, 2024 10:23 AM


MONTHLY REPORT OF DISBURSEMENTS
For the month of September 2024

Department : Department of Science and Technology (DOST)
 Agency/Entity : National Academy of Science and Technology
 Operating Unit : < not applicable >
 Organization Code (UACS) : 19 008 000000
 Fund Cluster : 07 - Trust Receipts
 (e.g. UACS Fund Cluster: 01-Regular Agency Fund, 02-Foreign Assisted Projects Fund, 03-Special Account-Locally Funded/Domestic Grants Fund, etc.)

Particulars	Current Year Budget					Prior Year's Budget					Current Year's Accounts Payable					Prior Year's Accounts Payable					SUB-TOTAL					Trust Liabilities					Grand Total					Remarks
	PS	MOOE	FinEx	CO	TOTAL	PS	MOOE	FinEx	CO	Sub-Total	PS	MOOE	FinEx	CO	Sub-Total	TOTAL	SUB-TOTAL	PS	MOOE	CO	TOTAL	PS	MOOE	FinEx	CO	TOTAL	PS	MOOE	FinEx	CO	TOTAL					
1	2	3	4	5	6=(2+3+4+5)	7	8	9	10	11=(7+8+9+10)	12	13	14	15	16=	17=(11+16)	18=(6+17)	19	20	21	22=(19+20+21)	23	24	25	26	27=(23+24+25+26)	28									
CASH DISBURSEMENTS	0.00	0.00	0.00	0.00	0.00	0.00	0.00	0.00	0.00	0.00	0.00	0.00	0.00	0.00	0.00	0.00	0.00	57,300.00	1,742,494.08	0.00	1,799,794.08	57,300.00	1,742,494.08	0.00	0.00	0.00	0.00	1,799,794.08	57,300.00	1,742,494.08	0.00	1,799,794.08				
Notice of Cash Allocation (NCA)	0.00	0.00	0.00	0.00	0.00	0.00	0.00	0.00	0.00	0.00	0.00	0.00	0.00	0.00	0.00	0.00	0.00	57,300.00	1,742,494.08	0.00	1,799,794.08	57,300.00	1,742,494.08	0.00	0.00	0.00	0.00	1,799,794.08	57,300.00	1,742,494.08	0.00	1,799,794.08				
MDS Checks Issued	0.00	0.00	0.00	0.00	0.00	0.00	0.00	0.00	0.00	0.00	0.00	0.00	0.00	0.00	0.00	0.00	0.00	0.00	0.00	0.00	0.00	0.00	0.00	0.00	0.00	0.00	0.00	0.00	0.00	0.00	0.00	0.00	0.00			
Advice to Debt Account	0.00	0.00	0.00	0.00	0.00	0.00	0.00	0.00	0.00	0.00	0.00	0.00	0.00	0.00	0.00	0.00	0.00	57,300.00	1,742,494.08	0.00	1,799,794.08	57,300.00	1,742,494.08	0.00	0.00	0.00	0.00	1,799,794.08	57,300.00	1,742,494.08	0.00	1,799,794.08				
Notice of Transfer Allocations (NTA)	0.00	0.00	0.00	0.00	0.00	0.00	0.00	0.00	0.00	0.00	0.00	0.00	0.00	0.00	0.00	0.00	0.00	0.00	0.00	0.00	0.00	0.00	0.00	0.00	0.00	0.00	0.00	0.00	0.00	0.00	0.00	0.00				
MDS Checks Issued	0.00	0.00	0.00	0.00	0.00	0.00	0.00	0.00	0.00	0.00	0.00	0.00	0.00	0.00	0.00	0.00	0.00	0.00	0.00	0.00	0.00	0.00	0.00	0.00	0.00	0.00	0.00	0.00	0.00	0.00	0.00	0.00				
Advice to Debt Account	0.00	0.00	0.00	0.00	0.00	0.00	0.00	0.00	0.00	0.00	0.00	0.00	0.00	0.00	0.00	0.00	0.00	0.00	0.00	0.00	0.00	0.00	0.00	0.00	0.00	0.00	0.00	0.00	0.00	0.00	0.00	0.00				
Working Fund for FAPs	0.00	0.00	0.00	0.00	0.00	0.00	0.00	0.00	0.00	0.00	0.00	0.00	0.00	0.00	0.00	0.00	0.00	0.00	0.00	0.00	0.00	0.00	0.00	0.00	0.00	0.00	0.00	0.00	0.00	0.00	0.00	0.00				
Cash Disbursement Ceiling (CDC)	0.00	0.00	0.00	0.00	0.00	0.00	0.00	0.00	0.00	0.00	0.00	0.00	0.00	0.00	0.00	0.00	0.00	0.00	0.00	0.00	0.00	0.00	0.00	0.00	0.00	0.00	0.00	0.00	0.00	0.00	0.00	0.00				
TOTAL CASH DISBURSEMENTS	0.00	0.00	0.00	0.00	0.00	0.00	0.00	0.00	0.00	0.00	0.00	0.00	0.00	0.00	0.00	0.00	0.00	57,300.00	1,742,494.08	0.00	1,799,794.08	57,300.00	1,742,494.08	0.00	0.00	0.00	0.00	1,799,794.08	57,300.00	1,742,494.08	0.00	1,799,794.08				
NON-CASH DISBURSEMENTS	0.00	0.00	0.00	0.00	0.00	0.00	0.00	0.00	0.00	0.00	0.00	0.00	0.00	0.00	0.00	0.00	0.00	0.00	0.00	0.00	0.00	0.00	0.00	0.00	0.00	0.00	0.00	0.00	0.00	0.00	0.00	0.00				
Tax Remittance Advices Issued (TRA)	0.00	0.00	0.00	0.00	0.00	0.00	0.00	0.00	0.00	0.00	0.00	0.00	0.00	0.00	0.00	0.00	0.00	0.00	0.00	0.00	0.00	0.00	0.00	0.00	0.00	0.00	0.00	0.00	0.00	0.00	0.00	0.00				
Non-Cash Availment Authority (NCAA)	0.00	0.00	0.00	0.00	0.00	0.00	0.00	0.00	0.00	0.00	0.00	0.00	0.00	0.00	0.00	0.00	0.00	0.00	0.00	0.00	0.00	0.00	0.00	0.00	0.00	0.00	0.00	0.00	0.00	0.00	0.00	0.00				
Disbursements effected through outright deductions from claims (please specify...)	0.00	0.00	0.00	0.00	0.00	0.00	0.00	0.00	0.00	0.00	0.00	0.00	0.00	0.00	0.00	0.00	0.00	0.00	0.00	0.00	0.00	0.00	0.00	0.00	0.00	0.00	0.00	0.00	0.00	0.00	0.00	0.00				
Overpayment of expenses(e.g. personnel benefits)	0.00	0.00	0.00	0.00	0.00	0.00	0.00	0.00	0.00	0.00	0.00	0.00	0.00	0.00	0.00	0.00	0.00	0.00	0.00	0.00	0.00	0.00	0.00	0.00	0.00	0.00	0.00	0.00	0.00	0.00	0.00	0.00				
Restitution for loss of government property	0.00	0.00	0.00	0.00	0.00	0.00	0.00	0.00	0.00	0.00	0.00	0.00	0.00	0.00	0.00	0.00	0.00	0.00	0.00	0.00	0.00	0.00	0.00	0.00	0.00	0.00	0.00	0.00	0.00	0.00	0.00	0.00				
Liquidated damages and similar claims	0.00	0.00	0.00	0.00	0.00	0.00	0.00	0.00	0.00	0.00	0.00	0.00	0.00	0.00	0.00	0.00	0.00	0.00	0.00	0.00	0.00	0.00	0.00	0.00	0.00	0.00	0.00	0.00	0.00	0.00	0.00	0.00				
Others (e.g. TEF, BTr, Docs Stamp, etc.)	0.00	0.00	0.00	0.00	0.00	0.00	0.00	0.00	0.00	0.00	0.00	0.00	0.00	0.00	0.00	0.00	0.00	0.00	0.00	0.00	0.00	0.00	0.00	0.00	0.00	0.00	0.00	0.00	0.00	0.00	0.00	0.00				
TOTAL NON-CASH DISBURSEMENTS	0.00	0.00	0.00	0.00	0.00	0.00	0.00	0.00	0.00	0.00	0.00	0.00	0.00	0.00	0.00	0.00	0.00	0.00	0.00	0.00	0.00	0.00	0.00	0.00	0.00	0.00	0.00	0.00	0.00	0.00	0.00	0.00				
GRAND TOTAL	0.00	0.00	0.00	0.00	0.00	0.00	0.00	0.00	0.00	0.00	0.00	0.00	0.00	0.00	0.00	0.00	0.00	57,300.00	1,742,494.08	0.00	1,799,794.08	57,300.00	1,742,494.08	0.00	0.00	0.00	0.00	1,799,794.08	57,300.00	1,742,494.08	0.00	1,799,794.08				


Particulars	Previous Report	This Month	As at Date
(1)	(2)	(3)	(4)
Total Disbursement Authorities Received	23,923,217.00	0.00	23,923,217.00
NCA	23,923,217.00	0.00	23,923,217.00
NTA	0.00	0.00	0.00
Working Fund	0.00	0.00	0.00
TRA	0.00	0.00	0.00
CDC	0.00	0.00	0.00
NCAA	0.00	0.00	0.00
Less: Notice of Transfer of Allocations (NTA)' issued	0.00	0.00	0.00
Total Disbursement Authorities Available	23,923,217.00	0.00	23,923,217.00
Less:	0.00	0.00	0.00
Lapsed NCA	0.00	0.00	0.00
Disbursements	14,661,598.49	1,799,794.08	16,461,392.55
Less: Other Non-Cash Disbursements	0.00	0.00	0.00
Disbursements effected through outright deductions from claims	0.00	0.00	0.00
Overpayment of expenses(e.g. personnel benefits)	0.00	0.00	0.00
Restitution for loss of government property	0.00	0.00	0.00
Liquidated damages and similar claims	0.00	0.00	0.00
Others (e.g. TEF, BTr, Docs Stamp, etc.)	0.00	0.00	0.00
Add/Less: Adjustments (e.g. cancelled/staled checks)	0.00	0.00	0.00
Balance of Disbursement Authorities as at date	9,261,618.51	(1,799,794.08)	7,461,824.45
Total Disbursements Program	23,923,217.00	0.00	23,923,217.00
Less: Actual Disbursements	14,661,598.49	1,799,794.08	16,461,392.55
(Over)/Under spending	9,261,618.51	(1,799,794.08)	7,461,824.45

Notes: * The use of NTA is discouraged
 Notes: ** Amounts should tally with the grand total disbursement (column 27).

Certified Domestic

 MAEDEN R. VICO
 Accountant III
 Date: October 4, 2024 05:14 PM

Recommending Approval

 MARIA TRINCESA E. CAASI
 Chief Administrative Officer
 Date: October 4, 2024 05:28 PM

Approved By:

 LUNENING S. SARITA
 Director IV
 Date: October 7, 2024 10:23 AM

MONTHLY REPORT OF DISBURSEMENTS
For the month of August 2024

Department : Department of Science and Technology (DOST)
Agency/Entity : National Academy of Science and Technology
Operating Unit : < not applicable >
Organization Code (UACS) : 19 008 000000
Fund Cluster : 01 - Regular Agency Fund
(e.g. UACS Fund Cluster: 01-Regular Agency Fund, 02-Foreign Assisted Projects Fund, 03-Special Account-Locally Funded/Domestic Grants Fund, etc.)

Table with columns: Particulars, Current Year Budget (PS, MOOE, FinEx, CO, TOTAL), Prior Year's Budget (PS, MOOE, FinEx, CO, Sub-Total, TOTAL), Current Year's Accounts Payable (PS, MOOE, FinEx, CO, Sub-Total, TOTAL), SUB-TOTAL, Trust Liabilities (PS, MOOE, CO, TOTAL), Grand Total (PS, MOOE, FinEx, CO, TOTAL), Remarks.

SUMMARY Table with columns: Particulars (1), Previous Report (2), This Month (3), As at Date (4). Rows include Total Disbursement Authorities Received, NCA, NTA, Working Fund, TRA, CDC, NCA, Less: Notice of Transfer of Allocations (NTA) issued, Total Disbursement Authorities Available, Less: Lapsed NCA Disbursements, Less: Other Non-Cash Disbursements, Add/Less: Adjustments (e.g. cancelled/voided checks), Balance of Disbursement Authorities as at date, Total Disbursements Program, Less: Actual Disbursements, (Over)/Under spending.

Recommending Approval
MARIA TERESA E. CASI
Chief Administrative Officer
Date: September 9, 2024 03:33 PM

Approved By:
DORNING E. SAMARITA-DOMINGO
Director IV
Date: September 10, 2024 07:45 AM

MONTHLY REPORT OF DISBURSEMENTS
For the month of August 2024

Department : Department of Science and Technology (DOST)
 Agency/Entity : National Academy of Science and Technology
 Operating Unit : < not applicable >
 Organization Code (UACS) : 19 008 000000
 Fund Cluster : 07 - Trust Receipts
 (e.g. UACS Fund Cluster: 01-Regular Agency Fund, 02-Foreign Assisted Projects Fund, 03-Special Account-Locally Funded/Domestic Grants Fund, etc.)

Particulars	Current Year Budget					Prior Year's Budget					Current Year's Accounts Payable					SUB-TOTAL	Trust Liabilities				Grand Total					Remarks		
	PS	MOOE	FinEx	CO	TOTAL	PS	MOOE	FinEx	CO	Sub-Total	PS	MOOE	FinEx	CO	Sub-Total		TOTAL	PS	MOOE	CO	TOTAL	PS	MOOE	FinEx	CO		TOTAL	
	2	3	4	5	6=(2+3+4+5)	7	8	9	10	11=(7+8+9+10)	12	13	14	15	16=		17=(11+16)	18=(6+17)	19	20	21	22=(19+20+21)	23	24	25		26	27=(23+24+25+26)
CASH DISBURSEMENTS	0.00	0.00	0.00	0.00	0.00	0.00	0.00	0.00	0.00	0.00	0.00	0.00	0.00	0.00	0.00	0.00	0.00	167,230.00	642,548.34	5,003.57	814,781.91	167,230.00	642,548.34	0.00	5,003.57	814,781.91		
Notice of Cash Allocation (NCA)	0.00	0.00	0.00	0.00	0.00	0.00	0.00	0.00	0.00	0.00	0.00	0.00	0.00	0.00	0.00	0.00	0.00	167,230.00	642,548.34	5,003.57	814,781.91	167,230.00	642,548.34	0.00	5,003.57	814,781.91		
MDS Checks Issued	0.00	0.00	0.00	0.00	0.00	0.00	0.00	0.00	0.00	0.00	0.00	0.00	0.00	0.00	0.00	0.00	0.00	0.00	0.00	0.00	0.00	0.00	0.00	0.00	0.00	0.00	0.00	
Advice to Debit Account	0.00	0.00	0.00	0.00	0.00	0.00	0.00	0.00	0.00	0.00	0.00	0.00	0.00	0.00	0.00	0.00	0.00	0.00	0.00	0.00	0.00	0.00	0.00	0.00	0.00	0.00	0.00	
Notice of Transfer Allocations (NTA)	0.00	0.00	0.00	0.00	0.00	0.00	0.00	0.00	0.00	0.00	0.00	0.00	0.00	0.00	0.00	0.00	0.00	0.00	0.00	0.00	0.00	0.00	0.00	0.00	0.00	0.00	0.00	
MDS Checks Issued	0.00	0.00	0.00	0.00	0.00	0.00	0.00	0.00	0.00	0.00	0.00	0.00	0.00	0.00	0.00	0.00	0.00	0.00	0.00	0.00	0.00	0.00	0.00	0.00	0.00	0.00	0.00	
Advice to Debit Account	0.00	0.00	0.00	0.00	0.00	0.00	0.00	0.00	0.00	0.00	0.00	0.00	0.00	0.00	0.00	0.00	0.00	0.00	0.00	0.00	0.00	0.00	0.00	0.00	0.00	0.00	0.00	
Working Fund for FAPs	0.00	0.00	0.00	0.00	0.00	0.00	0.00	0.00	0.00	0.00	0.00	0.00	0.00	0.00	0.00	0.00	0.00	0.00	0.00	0.00	0.00	0.00	0.00	0.00	0.00	0.00	0.00	
Cash Disbursement Ceiling (CDC)	0.00	0.00	0.00	0.00	0.00	0.00	0.00	0.00	0.00	0.00	0.00	0.00	0.00	0.00	0.00	0.00	0.00	0.00	0.00	0.00	0.00	0.00	0.00	0.00	0.00	0.00	0.00	
TOTAL CASH DISBURSEMENTS	0.00	0.00	0.00	0.00	0.00	0.00	0.00	0.00	0.00	0.00	0.00	0.00	0.00	0.00	0.00	0.00	0.00	167,230.00	642,548.34	5,003.57	814,781.91	167,230.00	642,548.34	0.00	5,003.57	814,781.91		
NON-CASH DISBURSEMENTS	0.00	0.00	0.00	0.00	0.00	0.00	0.00	0.00	0.00	0.00	0.00	0.00	0.00	0.00	0.00	0.00	0.00	0.00	0.00	0.00	0.00	0.00	0.00	0.00	0.00	0.00	0.00	
Tax Remittance Advice Issued (TRA)	0.00	0.00	0.00	0.00	0.00	0.00	0.00	0.00	0.00	0.00	0.00	0.00	0.00	0.00	0.00	0.00	0.00	0.00	0.00	0.00	0.00	0.00	0.00	0.00	0.00	0.00	0.00	
Non-Cash Availment Authority (NCAA)	0.00	0.00	0.00	0.00	0.00	0.00	0.00	0.00	0.00	0.00	0.00	0.00	0.00	0.00	0.00	0.00	0.00	0.00	0.00	0.00	0.00	0.00	0.00	0.00	0.00	0.00	0.00	
Disbursements effected through outright deductions from claims (please specify...)	0.00	0.00	0.00	0.00	0.00	0.00	0.00	0.00	0.00	0.00	0.00	0.00	0.00	0.00	0.00	0.00	0.00	0.00	0.00	0.00	0.00	0.00	0.00	0.00	0.00	0.00	0.00	
Overpayment of expenses(e.g. personal benefits)	0.00	0.00	0.00	0.00	0.00	0.00	0.00	0.00	0.00	0.00	0.00	0.00	0.00	0.00	0.00	0.00	0.00	0.00	0.00	0.00	0.00	0.00	0.00	0.00	0.00	0.00	0.00	
Restitution for loss of government property	0.00	0.00	0.00	0.00	0.00	0.00	0.00	0.00	0.00	0.00	0.00	0.00	0.00	0.00	0.00	0.00	0.00	0.00	0.00	0.00	0.00	0.00	0.00	0.00	0.00	0.00	0.00	
Liquidated damages and similar claims	0.00	0.00	0.00	0.00	0.00	0.00	0.00	0.00	0.00	0.00	0.00	0.00	0.00	0.00	0.00	0.00	0.00	0.00	0.00	0.00	0.00	0.00	0.00	0.00	0.00	0.00	0.00	
Others (TEF, BT, Documentary Stamp Tax, etc.)	0.00	0.00	0.00	0.00	0.00	0.00	0.00	0.00	0.00	0.00	0.00	0.00	0.00	0.00	0.00	0.00	0.00	0.00	0.00	0.00	0.00	0.00	0.00	0.00	0.00	0.00	0.00	
TOTAL NON-CASH DISBURSEMENTS	0.00	0.00	0.00	0.00	0.00	0.00	0.00	0.00	0.00	0.00	0.00	0.00	0.00	0.00	0.00	0.00	0.00	0.00	0.00	0.00	0.00	0.00	0.00	0.00	0.00	0.00	0.00	
GRAND TOTAL	0.00	0.00	0.00	0.00	0.00	0.00	0.00	0.00	0.00	0.00	0.00	0.00	0.00	0.00	0.00	0.00	0.00	167,230.00	642,548.34	5,003.57	814,781.91	167,230.00	642,548.34	0.00	5,003.57	814,781.91		

Particulars	Previous Report	This Month	As at Date
(1)	(2)	(3)	(4)
Total Disbursement Authorities Received	23,783,683.00	139,534.00	23,923,217.00
NCA	23,783,683.00	139,534.00	23,923,217.00
NTA	0.00	0.00	0.00
Working Fund	0.00	0.00	0.00
TRA	0.00	0.00	0.00
CDC	0.00	0.00	0.00
NCAA	0.00	0.00	0.00
Less: Notice of Transfer of Allocations (NTA) issued	23,783,683.00	139,534.00	23,923,217.00
Total Disbursement Authorities Available	0.00	0.00	0.00
Less:	0.00	0.00	0.00
Lapsed NCA	13,846,816.58	814,781.91	14,661,598.49
Disbursements	0.00	0.00	0.00
Less: Other Non-Cash Disbursements	0.00	0.00	0.00
Disbursements effected through outright deductions from claims	0.00	0.00	0.00
Overpayment of expenses(e.g. personal benefits)	0.00	0.00	0.00
Restitution for loss of government property	0.00	0.00	0.00
Liquidated damages and similar claims	0.00	0.00	0.00
Others (e.g. TEF, BT, Docs Stamp, etc.)	0.00	0.00	0.00
Add: Less: Adjustments (e.g. cancelled/voided checks)	0.00	0.00	0.00
Balance of Disbursement Authorities as at date	9,936,866.42	(675,247.61)	9,261,618.81
Total Disbursements Program	23,783,683.00	139,534.00	23,923,217.00
Less: Actual Disbursements	13,846,816.58	814,781.91	14,661,598.49
(Over)/Under spending	9,936,866.42	(675,247.61)	9,261,618.81

Notes: * The use of NTA is discouraged
 Notes: ** Amounts should tally with the grand total disbursement (column 27).

Certified Correct
 MARIA TERESA E. VICO
 Accountant III
 Date: September 9, 2024 03:25 PM

Recommended Approval
 MARIA TERESA E. VICO
 Chief Administrative Officer
 Date: September 9, 2024 03:33 PM

Approved By:
 RONALDENING E. SAMARITA DOMINGO
 Director IV
 Date: September 10, 2024 07:45 AM

MONTHLY REPORT OF DISBURSEMENTS
For the month of July 2024

Department : Department of Science and Technology (DOST)
 Agency/Entity : National Academy of Science and Technology
 Operating Unit : < not applicable >
 Organization Code (UACB) : 19 003 000000
 Fund Cluster : 01 - Regular Agency Fund
 (e.g. UACS Fund Cluster: 01-Regular Agency Fund, 02-Foreign Assisted Projects Fund, 03-Special Account-Locally Funded/Domestic Grants Fund, etc.)

Particulars	Current Year Budget					Prior Year's Budget					Current Year's Accounts Payable					Prior Year's Accounts Payable					Trust Liabilities					Grand Total					Remarks
	PS	MOOE	FinEx	CO	TOTAL	PS	MOOE	FinEx	CO	Sub-Total	PS	MOOE	FinEx	CO	Sub-Total	TOTAL	SUB-TOTAL	PS	MOOE	CO	TOTAL	PS	MOOE	FinEx	CO	TOTAL					
CASH DISBURSEMENTS	1,797,951.61	10,947,614.62	0.00	633,681.24	13,379,247.47	0.00	3,470,183.20	0.00	537,533.57	4,007,716.77	0.00	0.00	0.00	0.00	0.00	4,007,716.77	17,386,964.24	0.00	0.00	0.00	0.00	1,797,951.61	14,411,799.82	0.00	1,171,214.81	17,386,964.24	28	27=(23+24+25+26)			
Notice of Cash Allocation (NCA)	1,797,951.61	10,947,614.62	0.00	633,681.24	13,379,247.47	0.00	3,470,183.20	0.00	537,533.57	4,007,716.77	0.00	0.00	0.00	0.00	0.00	4,007,716.77	17,386,964.24	0.00	0.00	0.00	0.00	1,797,951.61	14,411,799.82	0.00	1,171,214.81	17,386,964.24					
MDA Checks Issued	619,382.43	48,750.00	0.00	0.00	668,132.43	0.00	0.00	0.00	0.00	0.00	0.00	0.00	0.00	0.00	0.00	0.00	668,132.43	0.00	0.00	0.00	0.00	619,382.43	48,750.00	0.00	0.00	668,132.43					
Advice to Debit Account	1,178,569.18	10,898,864.62	0.00	633,681.24	12,711,115.04	0.00	3,470,183.20	0.00	537,533.57	4,007,716.77	0.00	0.00	0.00	0.00	0.00	4,007,716.77	16,713,051.81	0.00	0.00	0.00	0.00	1,178,569.18	14,369,047.82	0.00	1,171,214.81	16,713,051.81					
Notice of Transfer Allocations (NTA)	0.00	0.00	0.00	0.00	0.00	0.00	0.00	0.00	0.00	0.00	0.00	0.00	0.00	0.00	0.00	0.00	0.00	0.00	0.00	0.00	0.00	0.00	0.00	0.00	0.00	0.00	0.00	0.00	0.00		
MDA Checks Issued	0.00	0.00	0.00	0.00	0.00	0.00	0.00	0.00	0.00	0.00	0.00	0.00	0.00	0.00	0.00	0.00	0.00	0.00	0.00	0.00	0.00	0.00	0.00	0.00	0.00	0.00	0.00	0.00	0.00		
Advice to Debit Account	0.00	0.00	0.00	0.00	0.00	0.00	0.00	0.00	0.00	0.00	0.00	0.00	0.00	0.00	0.00	0.00	0.00	0.00	0.00	0.00	0.00	0.00	0.00	0.00	0.00	0.00	0.00	0.00	0.00		
Working Fund for FAPs	0.00	0.00	0.00	0.00	0.00	0.00	0.00	0.00	0.00	0.00	0.00	0.00	0.00	0.00	0.00	0.00	0.00	0.00	0.00	0.00	0.00	0.00	0.00	0.00	0.00	0.00	0.00	0.00	0.00		
Cash Disbursement Ceiling (CDC)	0.00	0.00	0.00	0.00	0.00	0.00	0.00	0.00	0.00	0.00	0.00	0.00	0.00	0.00	0.00	0.00	0.00	0.00	0.00	0.00	0.00	0.00	0.00	0.00	0.00	0.00	0.00	0.00	0.00		
TOTAL CASH DISBURSEMENTS	1,797,951.61	10,947,614.62	0.00	633,681.24	13,379,247.47	0.00	3,470,183.20	0.00	537,533.57	4,007,716.77	0.00	0.00	0.00	0.00	0.00	4,007,716.77	17,386,964.24	0.00	0.00	0.00	0.00	1,797,951.61	14,411,799.82	0.00	1,171,214.81	17,386,964.24					
NON-CASH DISBURSEMENTS	151,145.07	288,820.07	0.00	35,868.76	475,833.90	0.00	106,099.34	0.00	30,428.43	136,525.77	0.00	0.00	0.00	0.00	0.00	136,525.77	610,359.67	0.00	0.00	0.00	0.00	151,145.07	302,819.41	0.00	65,295.19	610,359.67					
Tax Remittance Advances Issued (TRA)	151,145.07	288,820.07	0.00	35,868.76	475,833.90	0.00	106,099.34	0.00	30,428.43	136,525.77	0.00	0.00	0.00	0.00	0.00	136,525.77	610,359.67	0.00	0.00	0.00	0.00	151,145.07	302,819.41	0.00	65,295.19	610,359.67					
Non-Cash Availment Authority (NCAA)	0.00	0.00	0.00	0.00	0.00	0.00	0.00	0.00	0.00	0.00	0.00	0.00	0.00	0.00	0.00	0.00	0.00	0.00	0.00	0.00	0.00	0.00	0.00	0.00	0.00	0.00	0.00	0.00	0.00		
Disbursements effected through outright deductions from claims (please specify...)	0.00	0.00	0.00	0.00	0.00	0.00	0.00	0.00	0.00	0.00	0.00	0.00	0.00	0.00	0.00	0.00	0.00	0.00	0.00	0.00	0.00	0.00	0.00	0.00	0.00	0.00	0.00	0.00	0.00		
Overpayment of expenses (e.g. personnel benefits)	0.00	0.00	0.00	0.00	0.00	0.00	0.00	0.00	0.00	0.00	0.00	0.00	0.00	0.00	0.00	0.00	0.00	0.00	0.00	0.00	0.00	0.00	0.00	0.00	0.00	0.00	0.00	0.00	0.00		
Restitution for loss of government property	0.00	0.00	0.00	0.00	0.00	0.00	0.00	0.00	0.00	0.00	0.00	0.00	0.00	0.00	0.00	0.00	0.00	0.00	0.00	0.00	0.00	0.00	0.00	0.00	0.00	0.00	0.00	0.00	0.00		
Liquidated damages and similar claims	0.00	0.00	0.00	0.00	0.00	0.00	0.00	0.00	0.00	0.00	0.00	0.00	0.00	0.00	0.00	0.00	0.00	0.00	0.00	0.00	0.00	0.00	0.00	0.00	0.00	0.00	0.00	0.00	0.00		
Others (e.g. TEF, BTr, Documentary Stamp Tax, etc.)	0.00	0.00	0.00	0.00	0.00	0.00	0.00	0.00	0.00	0.00	0.00	0.00	0.00	0.00	0.00	0.00	0.00	0.00	0.00	0.00	0.00	0.00	0.00	0.00	0.00	0.00	0.00	0.00	0.00		
TOTAL NON-CASH DISBURSEMENTS	151,145.07	288,820.07	0.00	35,868.76	475,833.90	0.00	106,099.34	0.00	30,428.43	136,525.77	0.00	0.00	0.00	0.00	0.00	136,525.77	610,359.67	0.00	0.00	0.00	0.00	151,145.07	302,819.41	0.00	65,295.19	610,359.67					
GRAND TOTAL	1,949,096.68	11,236,434.69	0.00	669,550.00	13,855,081.37	0.00	3,576,282.54	0.00	567,962.00	4,144,242.54	0.00	0.00	0.00	0.00	0.00	4,144,242.54	17,997,323.91	0.00	0.00	0.00	0.00	1,949,096.68	14,815,717.23	0.00	1,237,510.00	17,997,323.91					

SUMMARY

Particulars	Previous Report (3)	This Month (3)	As at Date (4)
Total Disbursement Authorities Received	52,217,208.26	17,697,359.67	70,214,567.93
NCA	50,330,820.00	17,387,000.00	67,717,820.00
NTA	0.00	0.00	0.00
Working Fund	0.00	0.00	0.00
TRA	1,886,388.26	610,359.67	2,496,747.93
CDC	0.00	0.00	0.00
NCAA	0.00	0.00	0.00
Less: Notice of Transfer of Allocations (NTA)' Issued	0.00	0.00	0.00
Total Disbursement Authorities Available	52,217,208.26	17,697,359.67	70,214,567.93
Less:	0.00	0.00	0.00
Lapsed NCA	83.15	0.00	83.15
Disbursements	52,217,125.11	17,697,323.91	70,214,448.02
Less: Other Non-Cash Disbursements	0.00	0.00	0.00
Disbursements effected through outright deductions from claims	0.00	0.00	0.00
Overpayment of expenses (e.g. personnel benefits)	0.00	0.00	0.00
Restitution for loss of government property	0.00	0.00	0.00
Liquidated damages and similar claims	0.00	0.00	0.00
Others (e.g. TEF, BTr, Docs Stamp, etc.)	0.00	0.00	0.00
Add/Less: Adjustments (e.g. cancelled/dated checks)	0.00	0.00	0.00
Balance of Disbursement Authorities as at date	0.00	35.76	35.76
Total Disbursements Program	52,217,208.26	17,697,359.67	70,214,567.93
Less: *Actual Disbursements	52,217,125.11	17,697,323.91	70,214,448.02
(Over)/Under spending	83.15	35.76	118.91

Notes: * The use of HTA is discouraged
 Notes: ** Amounts should tally with the grand total disbursement (column 27).

Certified Correct
 MAGNOLIE R. VICO
 Accounting II
 Date: August 6, 2024 06:55 PM

Recommended Approver
 MARIA THERESA E. CASAS
 Chief Administrative Officer
 Date: August 7, 2024 04:05 PM

Approved By:
 LUNINGNIE E. SAMARITA-DOMINGO
 Director IV
 Date: August 7, 2024 04:17 PM

MONTHLY REPORT OF DISBURSEMENTS
For the month of July 2024

Department : Department of Science and Technology (DOST)
Agency/Entity : National Academy of Science and Technology
Operating Unit : < not applicable >
Organization Code (UACS) : 18 008 000000
Fund Cluster : 07 - Trust Receipts
(e.g. UACS Fund Cluster: 01-Regular Agency Fund, 02-Foreign Assisted Projects Fund, 03-Special Account-Locally Funded/Domestic Grants Fund, etc.)

Table with columns for Particulars, Current Year Budget (PS, MOOE, FinEx, CO, TOTAL), Prior Year's Budget, Prior Year's Accounts Payable, Current Year's Accounts Payable, Trust Liabilities, Grand Total, and Remarks. Includes rows for CASH DISBURSEMENTS, NON-CASH DISBURSEMENTS, and GRAND TOTAL.

SUMMARY table with columns: Particulars (1), Previous Report (2), This Month (3), As at Date (4). Rows include Total Disbursement Authorities Received, Less: Notice of Transfer of Allocations (NTA) Issued, Total Disbursement Authorities Available, Less: NCA, Disbursements, Less: Other Non-Cash Disbursements, and Balance of Disbursement Authorities as at date.

Recommending Officer
MARIA TERESA E. CAASI
Chief Administrative Officer
Date: August 7, 2024 04:55 PM

Approved By:
LUMINING B. TAMARITA-DOMINGO
Director IV
Date: August 7, 2024 04:17 PM

Certified Correct
MARJANNE E. VINDO
Accountant III
Date: August 6, 2024 08:55 PM

MONTHLY REPORT OF DISBURSEMENTS
For the month of June 2024


Department : Department of Science and Technology (DOST)
 Agency/Entity : National Academy of Science and Technology
 Operating Unit : < not applicable >
 Organization Code (UACS) : 19 003 000000
 Fund Cluster : 01 - Regular Agency Fund
 (e.g. UACS Fund Cluster: 01-Regular Agency Fund, 02-Foreign Assisted Projects Fund, 03-Special Account-Locally Funded/Domestic Grants Fund, etc.)


Particulars	Current Year Budget					Prior Year's Budget					Current Year's Accounts Payable					Prior Year's Accounts Payable					Trust Liabilities					Grand Total					Remarks
	PS	MOOE	FinEx	CO	TOTAL	PS	MOOE	FinEx	CO	Sub-Total	PS	MOOE	FinEx	CO	Sub-Total	TOTAL	SUB-TOTAL	PS	MOOE	CO	TOTAL	PS	MOOE	CO	TOTAL	PS	MOOE	CO	TOTAL		
1	2	3	4	5	6=(2+3+4+5)	7	8	9	10	11=(7+8+9+10)	12	13	14	15	16=	17=(11+16)	18=(6+17)	19	20	21	22=(19+20+21)	23	24	25	26	27=(23+24+25+26)	28				
CASH DISBURSEMENTS	1,267,072.45	5,238,530.46	0.00	0.00	6,495,602.90	0.00	2,417,376.85	0.00	0.00	2,417,376.85	0.00	0.00	0.00	0.00	2,417,376.85	8,612,979.75	0.00	0.00	0.00	0.00	1,267,072.45	7,655,907.30	0.00	0.00	0.00	0.00	8,612,979.75				
Notice of Cash Allocation (NCA)	1,267,072.45	5,238,530.46	0.00	0.00	6,495,602.90	0.00	2,417,376.85	0.00	0.00	2,417,376.85	0.00	0.00	0.00	0.00	2,417,376.85	8,612,979.75	0.00	0.00	0.00	0.00	1,267,072.45	7,655,907.30	0.00	0.00	0.00	0.00	8,612,979.75				
MDS Checks Issued	284,998.69	0.00	0.00	0.00	284,998.69	0.00	0.00	0.00	0.00	0.00	0.00	0.00	0.00	0.00	0.00	284,998.69	0.00	0.00	0.00	0.00	284,998.69	0.00	0.00	0.00	0.00	0.00	284,998.69				
Advice to Debit Account	972,073.76	5,238,530.46	0.00	0.00	6,210,604.21	0.00	2,417,376.85	0.00	0.00	2,417,376.85	0.00	0.00	0.00	0.00	2,417,376.85	8,627,981.06	0.00	0.00	0.00	0.00	972,073.76	7,655,907.30	0.00	0.00	0.00	0.00	8,627,981.06				
Notice of Transfer Allocations (NTA)	0.00	0.00	0.00	0.00	0.00	0.00	0.00	0.00	0.00	0.00	0.00	0.00	0.00	0.00	0.00	0.00	0.00	0.00	0.00	0.00	0.00	0.00	0.00	0.00	0.00	0.00	0.00				
MDS Checks Issued	0.00	0.00	0.00	0.00	0.00	0.00	0.00	0.00	0.00	0.00	0.00	0.00	0.00	0.00	0.00	0.00	0.00	0.00	0.00	0.00	0.00	0.00	0.00	0.00	0.00	0.00	0.00				
Advice to Debit Account	0.00	0.00	0.00	0.00	0.00	0.00	0.00	0.00	0.00	0.00	0.00	0.00	0.00	0.00	0.00	0.00	0.00	0.00	0.00	0.00	0.00	0.00	0.00	0.00	0.00	0.00	0.00				
Working Fund for FAPs	0.00	0.00	0.00	0.00	0.00	0.00	0.00	0.00	0.00	0.00	0.00	0.00	0.00	0.00	0.00	0.00	0.00	0.00	0.00	0.00	0.00	0.00	0.00	0.00	0.00	0.00	0.00				
Cash Disbursement Ceiling (CDC)	0.00	0.00	0.00	0.00	0.00	0.00	0.00	0.00	0.00	0.00	0.00	0.00	0.00	0.00	0.00	0.00	0.00	0.00	0.00	0.00	0.00	0.00	0.00	0.00	0.00	0.00	0.00				
TOTAL CASH DISBURSEMENTS	1,267,072.45	5,238,530.46	0.00	0.00	6,495,602.90	0.00	2,417,376.85	0.00	0.00	2,417,376.85	0.00	0.00	0.00	0.00	2,417,376.85	8,612,979.75	0.00	0.00	0.00	0.00	1,267,072.45	7,655,907.30	0.00	0.00	0.00	0.00	8,612,979.75				
NON-CASH DISBURSEMENTS	143,723.90	78,852.06	0.00	0.00	222,575.96	0.00	149,993.65	0.00	0.00	149,993.65	0.00	0.00	0.00	0.00	149,993.65	372,569.61	0.00	0.00	0.00	0.00	143,723.90	228,845.71	0.00	0.00	0.00	0.00	372,569.61				
Tax Remittance Advances Issued (TRA)	143,723.90	78,852.06	0.00	0.00	222,575.96	0.00	149,993.65	0.00	0.00	149,993.65	0.00	0.00	0.00	0.00	149,993.65	372,569.61	0.00	0.00	0.00	0.00	143,723.90	228,845.71	0.00	0.00	0.00	0.00	372,569.61				
Non-Cash Availment Authority (NCAA)	0.00	0.00	0.00	0.00	0.00	0.00	0.00	0.00	0.00	0.00	0.00	0.00	0.00	0.00	0.00	0.00	0.00	0.00	0.00	0.00	0.00	0.00	0.00	0.00	0.00	0.00	0.00				
Disbursements effected through outright deductions from claims (please specify...)	0.00	0.00	0.00	0.00	0.00	0.00	0.00	0.00	0.00	0.00	0.00	0.00	0.00	0.00	0.00	0.00	0.00	0.00	0.00	0.00	0.00	0.00	0.00	0.00	0.00	0.00	0.00				
Overpayment of expenses(e.g. personnel benefits)	0.00	0.00	0.00	0.00	0.00	0.00	0.00	0.00	0.00	0.00	0.00	0.00	0.00	0.00	0.00	0.00	0.00	0.00	0.00	0.00	0.00	0.00	0.00	0.00	0.00	0.00	0.00				
Realization for loss of government property	0.00	0.00	0.00	0.00	0.00	0.00	0.00	0.00	0.00	0.00	0.00	0.00	0.00	0.00	0.00	0.00	0.00	0.00	0.00	0.00	0.00	0.00	0.00	0.00	0.00	0.00	0.00				
Liquidated damages and similar claims	0.00	0.00	0.00	0.00	0.00	0.00	0.00	0.00	0.00	0.00	0.00	0.00	0.00	0.00	0.00	0.00	0.00	0.00	0.00	0.00	0.00	0.00	0.00	0.00	0.00	0.00	0.00				
Others (e.g. TEF, BTr, Docs Stamp, etc.)	0.00	0.00	0.00	0.00	0.00	0.00	0.00	0.00	0.00	0.00	0.00	0.00	0.00	0.00	0.00	0.00	0.00	0.00	0.00	0.00	0.00	0.00	0.00	0.00	0.00	0.00	0.00				
TOTAL NON-CASH DISBURSEMENTS	143,723.90	78,852.06	0.00	0.00	222,575.96	0.00	149,993.65	0.00	0.00	149,993.65	0.00	0.00	0.00	0.00	149,993.65	372,569.61	0.00	0.00	0.00	0.00	143,723.90	228,845.71	0.00	0.00	0.00	0.00	372,569.61				
GRAND TOTAL	1,400,796.35	5,317,382.51	0.00	0.00	6,718,178.86	0.00	2,567,370.50	0.00	0.00	2,567,370.50	0.00	0.00	0.00	0.00	2,567,370.50	9,285,549.36	0.00	0.00	0.00	0.00	1,400,796.35	7,884,753.01	0.00	0.00	0.00	0.00	9,285,549.36				

Particulars	Previous Report	This Month	As at Date
(1)	(2)	(3)	(4)
Total Disbursement Authorities Received	42,931,638.65	9,285,569.61	52,217,208.26
NCA	41,417,820.00	8,913,000.00	50,330,820.00
NTA	0.00	0.00	0.00
Working Fund	0.00	0.00	0.00
TRA	1,513,818.65	372,569.61	1,886,388.26
CDC	0.00	0.00	0.00
NCAA	0.00	0.00	0.00
Less: Notice of Transfer of Allocations (NTA)* Issued	0.00	0.00	0.00
Total Disbursement Authorities Available	42,931,638.65	9,285,569.61	52,217,208.26
Less:	0.00	0.00	0.00
Lapsed NCA	56.18	26.97	83.15
Disbursements	42,931,575.75	9,285,549.36	52,217,125.11
Less: Other Non-Cash Disbursements	0.00	0.00	0.00
Disbursements effected through outright deductions from claims	0.00	0.00	0.00
Overpayment of expenses(e.g. personnel benefits)	0.00	0.00	0.00
Realization for loss of government property	0.00	0.00	0.00
Liquidated damages and similar claims	0.00	0.00	0.00
Others (e.g. TEF, BTr, Docs Stamp, etc.)	0.00	0.00	0.00
Add/Less: Adjustments (e.g. cancelled/issued checks)	0.00	0.00	0.00
Balance of Disbursement Authorities as at date	6.72	(6.72)	0.00
Total Disbursements Program	42,931,638.65	9,285,569.61	52,217,208.26
Less: *Actual Disbursements	42,931,575.75	9,285,549.36	52,217,125.11
(Over)/Under spending	62.90	20.25	83.15

Notes: * The use of NTA is discouraged
 Notes: ** Amounts should tally with the grand total disbursement (column 27).

Certified Copy:
 MARIANNE R. CASI
 Accountant III
 Date: July 2, 2024 09:41 AM

Recommending Approval:

 MARIA THERESA S. CASI
 Chief Administrative Officer
 Date: July 2, 2024 03:57 PM

Approved By:

 ELENOR E. SAMARITA-DOMINIO
 Director IV
 Date: July 3, 2024 08:42 AM

MONTHLY REPORT OF DISBURSEMENTS
For the month of May 2024

Department :Department of Science and Technology (DOST)
 Agency/Entity :National Academy of Science and Technology
 Operating Unit :< not applicable >
 Organization Code (UACS) :19 008 000000
 Fund Cluster :01 - Regular Agency Fund

Particulars	Current Year Budget					Prior Year's Budget					Current Year's Accounts Payable					SUB-TOTAL	Trust Liabilities				Grand Total				Remarks		
	PS	MOOE	FinEx	CO	TOTAL	PB	MOOE	FinEx	CO	Sub-Total	PB	MOOE	FinEx	CO	Sub-Total		TOTAL	PB	MOOE	CO	TOTAL	PB	MOOE	FinEx		CO	TOTAL
	1	2	3	4	5	6(2+3+4+5)	7	8	9	10	11(7+8+9+10)	12	13	14	15		16(12+13+14+15)	17(11+16)	18(8+17)	19	20	21	22(19+20+21)	23		24	25
CASH DISBURSEMENTS	1,856,323.77	5,587,268.22	0.00	0.00	7,443,591.99	0.00	1,099,691.40	0.00	348,785.43	1,448,476.83	0.00	0.00	0.00	0.00	0.00	1,448,476.83	8,892,068.82	0.00	0.00	0.00	0.00	1,856,323.77	6,686,959.82	0.00	0.00	348,785.43	8,892,068.82
Notice of Cash Allocation (NCA)	1,856,323.77	5,587,268.22	0.00	0.00	7,443,591.99	0.00	1,099,691.40	0.00	348,785.43	1,448,476.83	0.00	0.00	0.00	0.00	0.00	1,448,476.83	8,892,068.82	0.00	0.00	0.00	0.00	1,856,323.77	6,686,959.82	0.00	0.00	348,785.43	8,892,068.82
MDS Checks Issued	0.00	349,591.01	0.00	0.00	349,591.01	0.00	0.00	0.00	0.00	0.00	0.00	0.00	0.00	0.00	0.00	0.00	349,591.01	0.00	0.00	0.00	0.00	0.00	349,591.01	0.00	0.00	0.00	349,591.01
Advice to Debit Account	1,856,323.77	5,237,677.21	0.00	0.00	7,094,000.98	0.00	1,099,691.40	0.00	348,785.43	1,448,476.83	0.00	0.00	0.00	0.00	0.00	1,448,476.83	8,542,477.81	0.00	0.00	0.00	0.00	1,856,323.77	6,337,568.81	0.00	0.00	348,785.43	8,542,477.81
Notice of Transfer Allocations (NTA)	0.00	0.00	0.00	0.00	0.00	0.00	0.00	0.00	0.00	0.00	0.00	0.00	0.00	0.00	0.00	0.00	0.00	0.00	0.00	0.00	0.00	0.00	0.00	0.00	0.00	0.00	0.00
MDS Checks Issued	0.00	0.00	0.00	0.00	0.00	0.00	0.00	0.00	0.00	0.00	0.00	0.00	0.00	0.00	0.00	0.00	0.00	0.00	0.00	0.00	0.00	0.00	0.00	0.00	0.00	0.00	0.00
Advice to Debit Account	0.00	0.00	0.00	0.00	0.00	0.00	0.00	0.00	0.00	0.00	0.00	0.00	0.00	0.00	0.00	0.00	0.00	0.00	0.00	0.00	0.00	0.00	0.00	0.00	0.00	0.00	0.00
Working Fund for FAPs	0.00	0.00	0.00	0.00	0.00	0.00	0.00	0.00	0.00	0.00	0.00	0.00	0.00	0.00	0.00	0.00	0.00	0.00	0.00	0.00	0.00	0.00	0.00	0.00	0.00	0.00	0.00
Cash Disbursement Ceiling (CDC)	0.00	0.00	0.00	0.00	0.00	0.00	0.00	0.00	0.00	0.00	0.00	0.00	0.00	0.00	0.00	0.00	0.00	0.00	0.00	0.00	0.00	0.00	0.00	0.00	0.00	0.00	0.00
TOTAL CASH DISBURSEMENTS	1,856,323.77	5,587,268.22	0.00	0.00	7,443,591.99	0.00	1,099,691.40	0.00	348,785.43	1,448,476.83	0.00	0.00	0.00	0.00	0.00	1,448,476.83	8,892,068.82	0.00	0.00	0.00	0.00	1,856,323.77	6,686,959.82	0.00	0.00	348,785.43	8,892,068.82
NON-CASH DISBURSEMENTS	139,243.61	108,781.86	0.00	0.00	248,025.47	0.00	73,551.80	0.00	19,742.57	93,294.17	0.00	0.00	0.00	0.00	0.00	93,294.17	341,319.64	0.00	0.00	0.00	0.00	139,243.61	182,333.46	0.00	0.00	19,742.57	341,319.64
Tax Remittance Advices Issued (TRA)	139,243.61	108,781.86	0.00	0.00	248,025.47	0.00	73,551.80	0.00	19,742.57	93,294.17	0.00	0.00	0.00	0.00	0.00	93,294.17	341,319.64	0.00	0.00	0.00	0.00	139,243.61	182,333.46	0.00	0.00	19,742.57	341,319.64
Non-Cash Availment Authority (NCAA)	0.00	0.00	0.00	0.00	0.00	0.00	0.00	0.00	0.00	0.00	0.00	0.00	0.00	0.00	0.00	0.00	0.00	0.00	0.00	0.00	0.00	0.00	0.00	0.00	0.00	0.00	0.00
Disbursements effected through outright deductions from claims (please specify...)	0.00	0.00	0.00	0.00	0.00	0.00	0.00	0.00	0.00	0.00	0.00	0.00	0.00	0.00	0.00	0.00	0.00	0.00	0.00	0.00	0.00	0.00	0.00	0.00	0.00	0.00	0.00
Overpayment of expenses(e.g. personnel benefits)	0.00	0.00	0.00	0.00	0.00	0.00	0.00	0.00	0.00	0.00	0.00	0.00	0.00	0.00	0.00	0.00	0.00	0.00	0.00	0.00	0.00	0.00	0.00	0.00	0.00	0.00	0.00
Restitution for loss of government property	0.00	0.00	0.00	0.00	0.00	0.00	0.00	0.00	0.00	0.00	0.00	0.00	0.00	0.00	0.00	0.00	0.00	0.00	0.00	0.00	0.00	0.00	0.00	0.00	0.00	0.00	0.00
Liquidated damages and similar claims	0.00	0.00	0.00	0.00	0.00	0.00	0.00	0.00	0.00	0.00	0.00	0.00	0.00	0.00	0.00	0.00	0.00	0.00	0.00	0.00	0.00	0.00	0.00	0.00	0.00	0.00	0.00
Others (e.g. TEF, BT, Documentary Stamp Tax, etc.)	0.00	0.00	0.00	0.00	0.00	0.00	0.00	0.00	0.00	0.00	0.00	0.00	0.00	0.00	0.00	0.00	0.00	0.00	0.00	0.00	0.00	0.00	0.00	0.00	0.00	0.00	0.00
TOTAL NON-CASH DISBURSEMENTS	139,243.61	108,781.86	0.00	0.00	248,025.47	0.00	73,551.80	0.00	19,742.57	93,294.17	0.00	0.00	0.00	0.00	0.00	93,294.17	341,319.64	0.00	0.00	0.00	0.00	139,243.61	182,333.46	0.00	0.00	19,742.57	341,319.64
GRAND TOTAL	1,995,567.38	5,696,050.08	0.00	0.00	7,691,617.46	0.00	1,173,243.20	0.00	368,528.00	1,541,771.00	0.00	0.00	0.00	0.00	0.00	1,541,771.00	9,233,388.46	0.00	0.00	0.00	0.00	1,995,567.38	6,869,293.28	0.00	0.00	368,528.00	9,233,388.46

SUMMARY	Particulars (1)	Previous Report (2)	This Month (3)	As at Date (4)
Total Disbursement Authorities Received		33,698,319.01	9,233,319.64	42,931,638.65
NCA		32,525,820.00	8,892,000.00	41,417,820.00
NTA		0.00	0.00	0.00
Working Fund		0.00	0.00	0.00
TRA		1,172,499.01	341,319.64	1,513,818.65
CDC		0.00	0.00	0.00
NCAA		0.00	0.00	0.00
Less: Notice of Transfer of Allocations (NTA)* Issued		0.00	0.00	0.00
Total Disbursement Authorities Available		33,698,319.01	9,233,319.64	42,931,638.65
Less:		0.00	0.00	0.00
Lapsed NCA		56.18	0.00	56.18
Disbursements		33,698,187.29	9,233,388.46	42,931,575.75
Less: Other Non-Cash Disbursements		0.00	0.00	0.00
Disbursements effected through outright deductions from claims		0.00	0.00	0.00
Overpayment of expenses(e.g. personnel benefits)		0.00	0.00	0.00
Restitution for loss of government property		0.00	0.00	0.00
Liquidated damages and similar claims		0.00	0.00	0.00
Others (e.g. TEF, BT, Docs Stamp, etc.)		0.00	0.00	0.00
Add:Less: Adjustments (e.g. cancelled/stated checks)		0.00	0.00	0.00
Balance of Disbursement Authorities as at date		76.54	(68.82)	6.72
Total Disbursements Program		33,698,319.01	9,233,319.64	42,931,638.65
Less: *Actual Disbursements		33,698,187.29	9,233,388.46	42,931,575.75
(Over)/Under spending		131.72	(68.82)	62.90

Notes: * The use of NTA is discouraged
 Notes: ** Amounts should tally with the grand total disbursement (column 27).

Certified Correct
 MARIA ROSA E. SAAS
 Chief Administrative Officer
 Date: June 7, 2024 04:50 PM

Recommended Approval
 MARIA ROSA E. SAAS
 Chief Administrative Officer
 Date: June 10, 2024 07:30 AM

Approved By
 LUIS ANGELO E. SAMANTIA MONTANO
 Director IV
 Date: June 10, 2024 10:11 AM


MONTHLY REPORT OF DISBURSEMENTS
For the month of May 2024

Department :Department of Science and Technology (DOST)
Agency/Entity :National Academy of Science and Technology
Operating Unit :< not applicable >
Organization Code (UACS) :19 008 0000000
Fund Cluster :07 - Trust Receipts

Table with columns: Particulars, Current Year Budget (PS, MOOE, FinEx, CO, TOTAL), Prior Year's Budget (PS, MOOE, FinEx, CO, Sub-Total, TOTAL), Current Year's Accounts Payable (PS, MOOE, FinEx, CO, Sub-Total, TOTAL), SUB-TOTAL, Trust Liabilities (PS, MOOE, CO, TOTAL), Grand Total (PS, MOOE, FinEx, CO, TOTAL), Remarks.

SUMMARY Table with columns: Particulars (1), Previous Report (2), This Month (3), As at Date (4). Rows include Total Disbursement Authorities Received, NCA, NTA, Working Fund, TRA, CDC, NCA, Less: Notice of Transfer of Allocations (NTA) issued, Total Disbursement Authorities Available, Less: Lapsed NCA Disbursements, Less: Other Non-Cash Disbursements, Balance of Disbursement Authorities as at date, Total Disbursements Program, Less: Actual Disbursements, (Over)/Under spending.

Recommending Approval: 
MARIA THERESA E. CAAS
Chief Administrative Officer
Date: June 10, 2024 07:30 AM

Approved By: 
LUISINGNO E. SAMARITA-DOMINGO
Director IV
Date: June 10, 2024 10:11 AM

Certified Correct: 
MARIA ANNE F. YICO
Accountant III
Date: June 7, 2024 04:59 PM

MONTHLY REPORT OF DISBURSEMENTS
For the month of April 2024

Department :Department of Science and Technology (DOST)
 Agency/Entity :National Academy of Science and Technology
 Operating Unit :< not applicable >
 Organization Code (UACS) :19 008 0000000
 Fund Cluster :01 - Regular Agency Fund

Particulars	Current Year Budget					Prior Year's Budget					Current Year's Accounts Payable					Trust Liabilities					Grand Total					Remarks		
	PS	MOOE	FinEx	CO	TOTAL	PS	MOOE	FinEx	CO	Sub-Total	PS	MOOE	FinEx	CO	Sub-Total	TOTAL	SUB-TOTAL	PS	MOOE	CO	TOTAL	PS	MOOE	CO	TOTAL			
	1	2	3	4	5	6=(2+3+4+5)	7	8	9	10	11=(7+8+9+10)	12	13	14	15	16=(12+13+14+15)	17=(11+16)	18=(4+17)	19	20	21	22=(19+20+21)	23	24	25		26	27=(23+24+25+26)
CASH DISBURSEMENTS	2,008,254.25	6,894,024.27	0.00	0.00	8,902,278.52	0.00	84,000.00	0.00	0.00	84,000.00	0.00	3,164,465.94	0.00	0.00	3,164,465.94	3,248,465.94	12,150,744.46	0.00	0.00	0.00	0.00	2,008,254.25	10,142,490.21	0.00	0.00	0.00	12,150,744.46	
Notice of Cash Allocation (NCA)	2,008,254.25	6,894,024.27	0.00	0.00	8,902,278.52	0.00	84,000.00	0.00	0.00	84,000.00	0.00	3,164,465.94	0.00	0.00	3,164,465.94	3,248,465.94	12,150,744.46	0.00	0.00	0.00	0.00	2,008,254.25	10,142,490.21	0.00	0.00	0.00	12,150,744.46	
MDS Checks Issued	558,628.40	4,203.75	0.00	0.00	562,832.15	0.00	0.00	0.00	0.00	0.00	0.00	0.00	0.00	0.00	0.00	0.00	562,832.15	0.00	0.00	0.00	0.00	558,628.40	4,203.75	0.00	0.00	0.00	562,832.15	
Advice to Debt Account	1,449,625.85	6,889,820.52	0.00	0.00	8,339,446.37	0.00	84,000.00	0.00	0.00	84,000.00	0.00	3,164,465.94	0.00	0.00	3,164,465.94	3,248,465.94	11,587,912.31	0.00	0.00	0.00	0.00	1,449,625.85	10,138,286.46	0.00	0.00	0.00	11,587,912.31	
Notice of Transfer Allocations (NTA)	0.00	0.00	0.00	0.00	0.00	0.00	0.00	0.00	0.00	0.00	0.00	0.00	0.00	0.00	0.00	0.00	0.00	0.00	0.00	0.00	0.00	0.00	0.00	0.00	0.00	0.00	0.00	0.00
MDS Checks Issued	0.00	0.00	0.00	0.00	0.00	0.00	0.00	0.00	0.00	0.00	0.00	0.00	0.00	0.00	0.00	0.00	0.00	0.00	0.00	0.00	0.00	0.00	0.00	0.00	0.00	0.00	0.00	0.00
Advice to Debt Account	0.00	0.00	0.00	0.00	0.00	0.00	0.00	0.00	0.00	0.00	0.00	0.00	0.00	0.00	0.00	0.00	0.00	0.00	0.00	0.00	0.00	0.00	0.00	0.00	0.00	0.00	0.00	0.00
Working Fund for FAPs	0.00	0.00	0.00	0.00	0.00	0.00	0.00	0.00	0.00	0.00	0.00	0.00	0.00	0.00	0.00	0.00	0.00	0.00	0.00	0.00	0.00	0.00	0.00	0.00	0.00	0.00	0.00	0.00
Cash Disbursement Ceiling (CDC)	0.00	0.00	0.00	0.00	0.00	0.00	0.00	0.00	0.00	0.00	0.00	0.00	0.00	0.00	0.00	0.00	0.00	0.00	0.00	0.00	0.00	0.00	0.00	0.00	0.00	0.00	0.00	0.00
TOTAL CASH DISBURSEMENTS	2,008,254.25	6,894,024.27	0.00	0.00	8,902,278.52	0.00	84,000.00	0.00	0.00	84,000.00	0.00	3,164,465.94	0.00	0.00	3,164,465.94	3,248,465.94	12,150,744.46	0.00	0.00	0.00	0.00	2,008,254.25	10,142,490.21	0.00	0.00	0.00	12,150,744.46	
NON-CASH DISBURSEMENTS	224,309.09	144,231.79	0.00	0.00	368,540.88	0.00	5,600.00	0.00	0.00	5,600.00	0.00	209,980.96	0.00	0.00	209,980.96	215,580.96	584,121.84	0.00	0.00	0.00	0.00	224,309.09	359,812.75	0.00	0.00	0.00	584,121.84	
Tax Remittance Advices Issued (TRA)	224,309.09	144,231.79	0.00	0.00	368,540.88	0.00	5,600.00	0.00	0.00	5,600.00	0.00	209,980.96	0.00	0.00	209,980.96	215,580.96	584,121.84	0.00	0.00	0.00	0.00	224,309.09	359,812.75	0.00	0.00	0.00	584,121.84	
Non-Cash Availment Authority (NCAA)	0.00	0.00	0.00	0.00	0.00	0.00	0.00	0.00	0.00	0.00	0.00	0.00	0.00	0.00	0.00	0.00	0.00	0.00	0.00	0.00	0.00	0.00	0.00	0.00	0.00	0.00	0.00	0.00
Disbursements effected through outright deductions from claims (please specify...)	0.00	0.00	0.00	0.00	0.00	0.00	0.00	0.00	0.00	0.00	0.00	0.00	0.00	0.00	0.00	0.00	0.00	0.00	0.00	0.00	0.00	0.00	0.00	0.00	0.00	0.00	0.00	0.00
Overpayment of expenses(e.g. personal benefits)	0.00	0.00	0.00	0.00	0.00	0.00	0.00	0.00	0.00	0.00	0.00	0.00	0.00	0.00	0.00	0.00	0.00	0.00	0.00	0.00	0.00	0.00	0.00	0.00	0.00	0.00	0.00	0.00
Restitution for loss of government property	0.00	0.00	0.00	0.00	0.00	0.00	0.00	0.00	0.00	0.00	0.00	0.00	0.00	0.00	0.00	0.00	0.00	0.00	0.00	0.00	0.00	0.00	0.00	0.00	0.00	0.00	0.00	0.00
Liquidated damages and similar claims	0.00	0.00	0.00	0.00	0.00	0.00	0.00	0.00	0.00	0.00	0.00	0.00	0.00	0.00	0.00	0.00	0.00	0.00	0.00	0.00	0.00	0.00	0.00	0.00	0.00	0.00	0.00	0.00
Others (e.g. TEF, BTr, Documentary Stamp Tax, etc.)	0.00	0.00	0.00	0.00	0.00	0.00	0.00	0.00	0.00	0.00	0.00	0.00	0.00	0.00	0.00	0.00	0.00	0.00	0.00	0.00	0.00	0.00	0.00	0.00	0.00	0.00	0.00	0.00
TOTAL NON-CASH DISBURSEMENTS	224,309.09	144,231.79	0.00	0.00	368,540.88	0.00	5,600.00	0.00	0.00	5,600.00	0.00	209,980.96	0.00	0.00	209,980.96	215,580.96	584,121.84	0.00	0.00	0.00	0.00	224,309.09	359,812.75	0.00	0.00	0.00	584,121.84	
GRAND TOTAL	2,232,563.34	7,038,256.06	0.00	0.00	9,270,819.40	0.00	89,600.00	0.00	0.00	89,600.00	0.00	3,374,446.90	0.00	0.00	3,374,446.90	3,464,046.90	12,734,866.30	0.00	0.00	0.00	0.00	2,232,563.34	10,502,302.96	0.00	0.00	0.00	12,734,866.30	

SUMMARY	Particulars (1)	Previous Report (2)	This Month (3)	As at Date (4)
Total Disbursement Authorities Received		20,963,377.17	12,734,941.84	33,698,319.01
NCA		20,375,000.00	12,150,820.00	32,525,820.00
NTA		0.00	0.00	0.00
Working Fund		0.00	0.00	0.00
TRA		588,377.17	584,121.84	1,172,499.01
CDC		0.00	0.00	0.00
NCAA		0.00	0.00	0.00
Less: Notice of Transfer of Allocations (NTA)' Issued		0.00	0.00	0.00
Total Disbursement Authorities Available		20,963,377.17	12,734,941.84	33,698,319.01
Less:		0.00	0.00	0.00
Lapsed NCA		56.18	0.00	56.18
Disbursements		20,963,320.99	12,734,866.30	33,668,187.29
Less: Other Non-Cash Disbursements		0.00	0.00	0.00
Disbursements effected through outright deductions from claims		0.00	0.00	0.00
Overpayment of expenses(e.g. personal benefits)		0.00	0.00	0.00
Restitution for loss of government property		0.00	0.00	0.00
Liquidated damages and similar claims		0.00	0.00	0.00
Others (e.g. TEF, BTr, Docs Stamp, etc.)		0.00	0.00	0.00
Add/Less: Adjustments (e.g. cancelled/stated checks)		0.00	0.00	0.00
Balance of Disbursement Authorities as at date		0.00	75.54	75.54
Total Disbursements Program		20,963,377.17	12,734,941.84	33,698,319.01
Less: *Actual Disbursements		20,963,320.99	12,734,866.30	33,668,187.29
(Over)/Under spending		56.18	75.54	131.72

Notes: * The use of NTA is discouraged
 Notes: ** Amounts should tally with the grand total disbursement (column 27).

Accountant:
 MARIA L. VICO
 Accountant II
 Date: May 5, 2024 02:14 PM

Accounting Officer:
 MARIA HERMINIA DAAS
 Chief Administrative Officer
 Date: May 6, 2024 11:55 AM

Approved by:
 LILIAN M. SORIANO
 Director IV
 Date: May 6, 2024 11:56 AM

MONTHLY REPORT OF DISBURSEMENTS
For the month of March 2024

Department :Department of Science and Technology (DOST)
Agency/Entity :National Academy of Science and Technology
Operating Unit :< not applicable >
Organization Code (UACS) :19 008 000000
Fund Cluster :01 - Regular Agency Fund

Table with columns for Particulars, Current Year Budget (PS, MOOE, FinEx, CO, TOTAL), Prior Year's Budget (PS, MOOE, FinEx, CO, Sub-Total, TOTAL), Current Year's Accounts Payable (PS, MOOE, FinEx, CO, Sub-Total, TOTAL), SUB-TOTAL, Trust Liabilities (PS, MOOE, CO, TOTAL), Grand Total (PS, MOOE, FinEx, CO, TOTAL), and Remarks.

SUMMARY table with columns: Particulars, Previous Report, This Month, As at Date. Rows include Total Disbursement Authorities Received, NCA, NTA, Working Fund, TRA, CDC, NCA, Less: Notice of Transfer of Allocations (NTA) issued, Total Disbursement Authorities Available, Less: Lapsed NCA Disbursements, Less: Other Non-Cash Disbursements, Add/Less: Adjustments, Balance of Disbursement Authorities as at date, Total Disbursements Program, Less: Actual Disbursements.

Checked by: [Signature]
MANUEL VICO
Accountant II
Date: April 3, 2024 01:52 PM

Recommended by: [Signature]
MARIA TERESA E. CAJA
Chief Administrative Officer
Date: April 3, 2024 03:10 PM

Approved by: [Signature]
LUCAS RANG E. SAMARITA DOMINGO
Director
Date: April 4, 2024 08:23 AM

MONTHLY REPORT OF DISBURSEMENTS
For the month of March 2024

Department : Department of Science and Technology (DOST)
 Agency/Ently : National Academy of Science and Technology
 Operating Unit : < not applicable >
 Organization Code (UACS) : 19 008 000000
 Fund Cluster : 07 - Trust Receipts

Particulars	Current Year Budget					Prior Year's Budget					Current Year's Accounts Payable					SUB-TOTAL	Trust Liabilities				Grand Total				Remarks		
	PS	MOOE	FinEx	CO	TOTAL	PS	MOOE	FinEx	CO	Sub-Total	PS	MOOE	FinEx	CO	Sub-Total		TOTAL	PS	MOOE	CO	TOTAL	PS	MOOE	FinEx		CO	TOTAL
	1	2	3	4	5	6	7	8	9	10	11	12	13	14	15		16	17	18	19	20	21	22	23		24	25
CASH DISBURSEMENTS	0.00	0.00	0.00	0.00	0.00	0.00	0.00	0.00	0.00	0.00	0.00	0.00	0.00	0.00	0.00	0.00	0.00	92,175.00	4,120,113.72	86,312.00	4,298,600.72	92,175.00	4,120,113.72	0.00	86,312.00	4,298,600.72	
Notice of Cash Allocation (NCA)	0.00	0.00	0.00	0.00	0.00	0.00	0.00	0.00	0.00	0.00	0.00	0.00	0.00	0.00	0.00	0.00	0.00	92,175.00	4,120,113.72	86,312.00	4,298,600.72	92,175.00	4,120,113.72	0.00	86,312.00	4,298,600.72	
MDS Checks Issued	0.00	0.00	0.00	0.00	0.00	0.00	0.00	0.00	0.00	0.00	0.00	0.00	0.00	0.00	0.00	0.00	0.00	0.00	0.00	0.00	0.00	0.00	0.00	0.00	0.00	0.00	0.00
Advice to Debit Account	0.00	0.00	0.00	0.00	0.00	0.00	0.00	0.00	0.00	0.00	0.00	0.00	0.00	0.00	0.00	0.00	0.00	0.00	0.00	0.00	0.00	0.00	0.00	0.00	0.00	0.00	0.00
Notice of Transfer Allocations (NTA)	0.00	0.00	0.00	0.00	0.00	0.00	0.00	0.00	0.00	0.00	0.00	0.00	0.00	0.00	0.00	0.00	0.00	0.00	0.00	0.00	0.00	0.00	0.00	0.00	0.00	0.00	0.00
MDS Checks Issued	0.00	0.00	0.00	0.00	0.00	0.00	0.00	0.00	0.00	0.00	0.00	0.00	0.00	0.00	0.00	0.00	0.00	0.00	0.00	0.00	0.00	0.00	0.00	0.00	0.00	0.00	0.00
Advice to Debit Account	0.00	0.00	0.00	0.00	0.00	0.00	0.00	0.00	0.00	0.00	0.00	0.00	0.00	0.00	0.00	0.00	0.00	0.00	0.00	0.00	0.00	0.00	0.00	0.00	0.00	0.00	0.00
Working Fund for FAPs	0.00	0.00	0.00	0.00	0.00	0.00	0.00	0.00	0.00	0.00	0.00	0.00	0.00	0.00	0.00	0.00	0.00	0.00	0.00	0.00	0.00	0.00	0.00	0.00	0.00	0.00	0.00
Cash Disbursement Ceiling (CDC)	0.00	0.00	0.00	0.00	0.00	0.00	0.00	0.00	0.00	0.00	0.00	0.00	0.00	0.00	0.00	0.00	0.00	0.00	0.00	0.00	0.00	0.00	0.00	0.00	0.00	0.00	0.00
TOTAL CASH DISBURSEMENTS	0.00	0.00	0.00	0.00	0.00	0.00	0.00	0.00	0.00	0.00	0.00	0.00	0.00	0.00	0.00	0.00	0.00	92,175.00	4,120,113.72	86,312.00	4,298,600.72	92,175.00	4,120,113.72	0.00	86,312.00	4,298,600.72	
NON-CASH DISBURSEMENTS	0.00	0.00	0.00	0.00	0.00	0.00	0.00	0.00	0.00	0.00	0.00	0.00	0.00	0.00	0.00	0.00	0.00	0.00	0.00	0.00	0.00	0.00	0.00	0.00	0.00	0.00	0.00
Tax Remittance Advices Issued (TRA)	0.00	0.00	0.00	0.00	0.00	0.00	0.00	0.00	0.00	0.00	0.00	0.00	0.00	0.00	0.00	0.00	0.00	0.00	0.00	0.00	0.00	0.00	0.00	0.00	0.00	0.00	0.00
Non-Cash Availment Authority (NCAA)	0.00	0.00	0.00	0.00	0.00	0.00	0.00	0.00	0.00	0.00	0.00	0.00	0.00	0.00	0.00	0.00	0.00	0.00	0.00	0.00	0.00	0.00	0.00	0.00	0.00	0.00	0.00
Disbursements effected through outright deductions from claims (please specify...)	0.00	0.00	0.00	0.00	0.00	0.00	0.00	0.00	0.00	0.00	0.00	0.00	0.00	0.00	0.00	0.00	0.00	0.00	0.00	0.00	0.00	0.00	0.00	0.00	0.00	0.00	0.00
Overpayment of expenses (e.g. personnel benefits)	0.00	0.00	0.00	0.00	0.00	0.00	0.00	0.00	0.00	0.00	0.00	0.00	0.00	0.00	0.00	0.00	0.00	0.00	0.00	0.00	0.00	0.00	0.00	0.00	0.00	0.00	0.00
Restitution for loss of government property	0.00	0.00	0.00	0.00	0.00	0.00	0.00	0.00	0.00	0.00	0.00	0.00	0.00	0.00	0.00	0.00	0.00	0.00	0.00	0.00	0.00	0.00	0.00	0.00	0.00	0.00	0.00
Liquidated damages and similar claims	0.00	0.00	0.00	0.00	0.00	0.00	0.00	0.00	0.00	0.00	0.00	0.00	0.00	0.00	0.00	0.00	0.00	0.00	0.00	0.00	0.00	0.00	0.00	0.00	0.00	0.00	0.00
Others (e.g. TEF, BT, Documentary Stamp Tax, etc.)	0.00	0.00	0.00	0.00	0.00	0.00	0.00	0.00	0.00	0.00	0.00	0.00	0.00	0.00	0.00	0.00	0.00	0.00	0.00	0.00	0.00	0.00	0.00	0.00	0.00	0.00	0.00
TOTAL NON-CASH DISBURSEMENTS	0.00	0.00	0.00	0.00	0.00	0.00	0.00	0.00	0.00	0.00	0.00	0.00	0.00	0.00	0.00	0.00	0.00	0.00	0.00	0.00	0.00	0.00	0.00	0.00	0.00	0.00	0.00
GRAND TOTAL	0.00	0.00	0.00	0.00	0.00	0.00	0.00	0.00	0.00	0.00	0.00	0.00	0.00	0.00	0.00	0.00	0.00	92,175.00	4,120,113.72	86,312.00	4,298,600.72	92,175.00	4,120,113.72	0.00	86,312.00	4,298,600.72	

SUMMARY

Particulars (1)	Previous Report (2)	This Month (3)	As at Date (4)
Total Disbursement Authorities Received	0.00	11,241,312.00	11,241,312.00
NCA	0.00	11,241,312.00	11,241,312.00
NTA	0.00	0.00	0.00
Working Fund	0.00	0.00	0.00
TRA	0.00	0.00	0.00
CDC	0.00	0.00	0.00
NCAA	0.00	0.00	0.00
Less: Notice of Transfer of Allocations (NTA)* issued	0.00	0.00	0.00
Total Disbursement Authorities Available	0.00	11,241,312.00	11,241,312.00
Less:	0.00	0.00	0.00
Lapsed NCA	0.00	0.00	0.00
Disbursements	0.00	4,298,600.72	4,298,600.72
Less: Other Non-Cash Disbursements	0.00	0.00	0.00
Disbursements effected through outright deductions from claims	0.00	0.00	0.00
Overpayment of expenses (e.g. personnel benefits)	0.00	0.00	0.00
Restitution for loss of government property	0.00	0.00	0.00
Liquidated damages and similar claims	0.00	0.00	0.00
Others (e.g. TEF, BT, Docs Stamp, etc.)	0.00	0.00	0.00
Add/Less: Adjustments (e.g. cancelled/dated checks)	0.00	0.00	0.00
Balance of Disbursement Authorities as at date	0.00	6,942,711.28	6,942,711.28
Total Disbursements Program	0.00	11,241,312.00	11,241,312.00
Less: *Actual Disbursements	0.00	4,298,600.72	4,298,600.72
(Over)/Under spending	0.00	6,942,711.28	6,942,711.28

Notes: * The use of NTA is discouraged
 Notes: ** Amounts should tally with the grand total disbursement (column 27).

Certified Copy
 MAIRA THERESA E. CRISIS
 Accountant III
 Date: April 3, 2024 01:02 PM

Recommended by
 MAIRA THERESA E. CRISIS
 Chief Administrative Officer
 Date: April 3, 2024 03:16 PM

Approved by
 LUCY ROSALE SAMARITA DOMINGO
 Director IV
 Date: April 4, 2024 08:23 AM

MONTHLY REPORT OF DISBURSEMENTS
For the month of February 2024


Department :Department of Science and Technology (DOST)
 Agency/Entity :National Academy of Science and Technology
 Operating Unit :< not applicable >
 Organization Code (UACS) :19 006 000000
 Fund Cluster :01 - Regular Agency Fund

Particulars	Current Year Budget					Prior Year's Budget										Trust Liabilities					Grand Total					Remarks			
	PS	MOOE	FinEx	CO	TOTAL	Prior Year's Accounts Payable					Current Year's Accounts Payable					PS	MOOE	CO	TOTAL	PS	MOOE	CO	TOTAL						
	1	2	3	4	5	6=(2+3+4+5)	7	8	9	10	11=(7+8+9+10)	12	13	14	15	16=(12+13+14+15)	17=(11+16)	18=(6+17)	19	20	21	22=(19+20+21)	23	24	25		26	27=(23+24+25+26)	28
CASH DISBURSEMENTS	1,187,542.05	6,054,384.75	0.00	0.00	6,241,926.80	0.00	421,987.17	0.00	0.00	421,987.17	0.00	0.00	0.00	0.00	0.00	421,987.17	6,663,913.97	0.00	0.00	0.00	0.00	1,187,542.05	5,476,371.92	0.00	0.00	6,663,913.97	0.00	6,663,913.97	
Notice of Cash Allocation (NCA)	1,187,542.05	6,054,384.75	0.00	0.00	6,241,926.80	0.00	421,987.17	0.00	0.00	421,987.17	0.00	0.00	0.00	0.00	0.00	421,987.17	6,663,913.97	0.00	0.00	0.00	0.00	1,187,542.05	5,476,371.92	0.00	0.00	6,663,913.97	0.00	6,663,913.97	
MDS Checks Issued	281,449.24	189,762.30	0.00	0.00	471,211.54	0.00	0.00	0.00	0.00	0.00	0.00	0.00	0.00	0.00	0.00	0.00	471,211.54	0.00	0.00	0.00	0.00	281,449.24	189,762.30	0.00	0.00	471,211.54	0.00	471,211.54	
Advice to Debit Account	906,092.81	4,864,622.45	0.00	0.00	5,770,715.26	0.00	421,987.17	0.00	0.00	421,987.17	0.00	0.00	0.00	0.00	0.00	421,987.17	6,162,702.43	0.00	0.00	0.00	0.00	906,092.81	5,286,809.62	0.00	0.00	6,192,702.43	0.00	6,192,702.43	
Notice of Transfer Allocations (NTA)	0.00	0.00	0.00	0.00	0.00	0.00	0.00	0.00	0.00	0.00	0.00	0.00	0.00	0.00	0.00	0.00	0.00	0.00	0.00	0.00	0.00	0.00	0.00	0.00	0.00	0.00	0.00	0.00	0.00
MDS Checks Issued	0.00	0.00	0.00	0.00	0.00	0.00	0.00	0.00	0.00	0.00	0.00	0.00	0.00	0.00	0.00	0.00	0.00	0.00	0.00	0.00	0.00	0.00	0.00	0.00	0.00	0.00	0.00	0.00	0.00
Advice to Debit Account	0.00	0.00	0.00	0.00	0.00	0.00	0.00	0.00	0.00	0.00	0.00	0.00	0.00	0.00	0.00	0.00	0.00	0.00	0.00	0.00	0.00	0.00	0.00	0.00	0.00	0.00	0.00	0.00	0.00
Working Fund for FAPs	0.00	0.00	0.00	0.00	0.00	0.00	0.00	0.00	0.00	0.00	0.00	0.00	0.00	0.00	0.00	0.00	0.00	0.00	0.00	0.00	0.00	0.00	0.00	0.00	0.00	0.00	0.00	0.00	0.00
Cash Disbursement Ceiling (CDC)	0.00	0.00	0.00	0.00	0.00	0.00	0.00	0.00	0.00	0.00	0.00	0.00	0.00	0.00	0.00	0.00	0.00	0.00	0.00	0.00	0.00	0.00	0.00	0.00	0.00	0.00	0.00	0.00	0.00
TOTAL CASH DISBURSEMENTS	1,187,542.05	6,054,384.75	0.00	0.00	6,241,926.80	0.00	421,987.17	0.00	0.00	421,987.17	0.00	0.00	0.00	0.00	0.00	421,987.17	6,663,913.97	0.00	0.00	0.00	0.00	1,187,542.05	5,476,371.92	0.00	0.00	6,663,913.97	0.00	6,663,913.97	
NON-CASH DISBURSEMENTS	141,658.68	50,892.31	0.00	0.00	192,551.29	0.00	6,987.23	0.00	0.00	6,987.23	0.00	0.00	0.00	0.00	0.00	6,987.23	199,538.52	0.00	0.00	0.00	0.00	141,658.68	57,879.54	0.00	0.00	199,538.52	0.00	199,538.52	
Tax Remittance Advices Issued (TRA)	141,658.68	50,892.31	0.00	0.00	192,551.29	0.00	6,987.23	0.00	0.00	6,987.23	0.00	0.00	0.00	0.00	0.00	6,987.23	199,538.52	0.00	0.00	0.00	0.00	141,658.68	57,879.54	0.00	0.00	199,538.52	0.00	199,538.52	
Non-Cash Availment Authority (NCAA)	0.00	0.00	0.00	0.00	0.00	0.00	0.00	0.00	0.00	0.00	0.00	0.00	0.00	0.00	0.00	0.00	0.00	0.00	0.00	0.00	0.00	0.00	0.00	0.00	0.00	0.00	0.00	0.00	0.00
Disbursements effected through outright deductions from claims (please specify...)	0.00	0.00	0.00	0.00	0.00	0.00	0.00	0.00	0.00	0.00	0.00	0.00	0.00	0.00	0.00	0.00	0.00	0.00	0.00	0.00	0.00	0.00	0.00	0.00	0.00	0.00	0.00	0.00	0.00
Overpayment of expenses(e.g. personnel benefits)	0.00	0.00	0.00	0.00	0.00	0.00	0.00	0.00	0.00	0.00	0.00	0.00	0.00	0.00	0.00	0.00	0.00	0.00	0.00	0.00	0.00	0.00	0.00	0.00	0.00	0.00	0.00	0.00	0.00
Restitution for loss of government property	0.00	0.00	0.00	0.00	0.00	0.00	0.00	0.00	0.00	0.00	0.00	0.00	0.00	0.00	0.00	0.00	0.00	0.00	0.00	0.00	0.00	0.00	0.00	0.00	0.00	0.00	0.00	0.00	0.00
Liquidated damages and similar claims	0.00	0.00	0.00	0.00	0.00	0.00	0.00	0.00	0.00	0.00	0.00	0.00	0.00	0.00	0.00	0.00	0.00	0.00	0.00	0.00	0.00	0.00	0.00	0.00	0.00	0.00	0.00	0.00	0.00
Others (TEF, BT, Docs Stamp, etc.)	0.00	0.00	0.00	0.00	0.00	0.00	0.00	0.00	0.00	0.00	0.00	0.00	0.00	0.00	0.00	0.00	0.00	0.00	0.00	0.00	0.00	0.00	0.00	0.00	0.00	0.00	0.00	0.00	0.00
TOTAL NON-CASH DISBURSEMENTS	141,658.68	50,892.31	0.00	0.00	192,551.29	0.00	6,987.23	0.00	0.00	6,987.23	0.00	0.00	0.00	0.00	0.00	6,987.23	199,538.52	0.00	0.00	0.00	0.00	141,658.68	57,879.54	0.00	0.00	199,538.52	0.00	199,538.52	
GRAND TOTAL	1,329,201.63	6,105,277.06	0.00	0.00	6,434,478.09	0.00	428,974.40	0.00	0.00	428,974.40	0.00	0.00	0.00	0.00	0.00	428,974.40	6,863,452.49	0.00	0.00	0.00	0.00	1,329,201.63	5,534,251.46	0.00	0.00	6,863,452.49	0.00	6,863,452.49	

Particulars	Previous Report (2)	This Month (3)	As at Date (4)
Total Disbursement Authorities Received	7,167,657.86	6,698,538.52	13,866,196.38
NCA	7,041,000.00	6,499,000.00	13,540,000.00
NTA	0.00	0.00	0.00
Working Fund	0.00	0.00	0.00
TRA	126,657.86	199,538.52	326,196.38
CDC	0.00	0.00	0.00
NCAA	0.00	0.00	0.00
Less: Notice of Transfer of Allocations (NTA)* Issued	0.00	0.00	0.00
Total Disbursement Authorities Available	7,167,657.86	6,698,538.52	13,866,196.38
Less:	0.00	0.00	0.00
Lapsed NCA	0.00	0.00	0.00
Disbursements	6,787,222.09	6,863,452.49	13,650,674.58
Less: Other Non-Cash Disbursements	0.00	0.00	0.00
Disbursements effected through outright deductions from claims	0.00	0.00	0.00
Overpayment of expenses(e.g. personnel benefits)	0.00	0.00	0.00
Restitution for loss of government property	0.00	0.00	0.00
Liquidated damages and similar claims	0.00	0.00	0.00
Others (e.g. TEF, BT, Docs Stamp, etc.)	0.00	0.00	0.00
Adjust: Adjustments (e.g. cancelled/stated checks)	0.00	0.00	0.00
Balance of Disbursement Authorities as at date	360,435.77	(164,913.97)	215,521.80
Total Disbursements Program	7,167,657.86	6,698,538.52	13,866,196.38
Less: *Actual Disbursements	6,787,222.09	6,863,452.49	13,650,674.58
(Over)/Under spending	380,435.77	(164,913.97)	215,521.80

Notes: * The use of NTA is discouraged
 Notes: ** Amounts should tally with the grand total disbursement (column 27).

Checked by: 
 MARIANNE N. VICO
 Accountant II
 Date: March 4, 2024 01:15 PM

Received by: 
 MARIANNE E. CASAS
 Chief Administrative Officer
 Date: March 4, 2024 05:26 PM

Approved by: 
 LEONARDO S. SAMANT
 Director IV
 Date: March 5, 2024 08:35 AM

MONTHLY REPORT OF DISBURSEMENTS
For the month of June 2024

Department : Department of Science and Technology (DOST)
 Agency/Entity : National Academy of Science and Technology
 Operating Unit : < not applicable >
 Organization Code (UACS) : 19 002 000000
 Fund Cluster : 07 - Trust Receipts
 (e.g. UACS Fund Cluster: 01-Regular Agency Fund, 02-Foreign Assisted Projects Fund, 03-Special Account-Locally Funded/Domestic Grants Fund, etc.)

Particulars	Current Year Budget					Prior Year's Budget										Trust Liabilities					Grand Total					Remarks		
	PS	MOOE	FinEx	CO	TOTAL	Prior Year's Accounts Payable					Current Year's Accounts Payable					PS	MOOE	CO	TOTAL	PS	MOOE	FinEx	CO	TOTAL				
	1	2	3	4	5	6=(2+3+4+5)	7	8	9	10	11=(7+8+9+10)	12	13	14	15	16=	17=(11+16)	18=(6+17)	19	20	21	22=(19+20+21)	23	24	25		26	27=(23+24+25+26)
CASH DISBURSEMENTS	0.00	0.00	0.00	0.00	0.00	0.00	0.00	0.00	0.00	0.00	0.00	0.00	0.00	0.00	0.00	0.00	0.00	0.00	22,110.00	963,417.89	0.00	1,015,527.89	22,110.00	963,417.89	0.00	0.00	0.00	1,015,527.89
Notice of Cash Allocation (NCA)	0.00	0.00	0.00	0.00	0.00	0.00	0.00	0.00	0.00	0.00	0.00	0.00	0.00	0.00	0.00	0.00	0.00	0.00	22,110.00	963,417.89	0.00	1,015,527.89	22,110.00	963,417.89	0.00	0.00	0.00	1,015,527.89
MDS Checks Issued	0.00	0.00	0.00	0.00	0.00	0.00	0.00	0.00	0.00	0.00	0.00	0.00	0.00	0.00	0.00	0.00	0.00	0.00	0.00	3,007.40	0.00	3,007.40	0.00	3,007.40	0.00	0.00	0.00	3,007.40
Advice to Debit Account	0.00	0.00	0.00	0.00	0.00	0.00	0.00	0.00	0.00	0.00	0.00	0.00	0.00	0.00	0.00	0.00	0.00	0.00	0.00	0.00	0.00	0.00	0.00	0.00	0.00	0.00	0.00	0.00
Notice of Transfer Allocations (NTA)	0.00	0.00	0.00	0.00	0.00	0.00	0.00	0.00	0.00	0.00	0.00	0.00	0.00	0.00	0.00	0.00	0.00	0.00	22,110.00	960,410.49	0.00	1,012,520.49	22,110.00	960,410.49	0.00	0.00	0.00	1,012,520.49
MDS Checks Issued	0.00	0.00	0.00	0.00	0.00	0.00	0.00	0.00	0.00	0.00	0.00	0.00	0.00	0.00	0.00	0.00	0.00	0.00	0.00	0.00	0.00	0.00	0.00	0.00	0.00	0.00	0.00	0.00
Advice to Debit Account	0.00	0.00	0.00	0.00	0.00	0.00	0.00	0.00	0.00	0.00	0.00	0.00	0.00	0.00	0.00	0.00	0.00	0.00	0.00	0.00	0.00	0.00	0.00	0.00	0.00	0.00	0.00	0.00
Working Fund for FAPs	0.00	0.00	0.00	0.00	0.00	0.00	0.00	0.00	0.00	0.00	0.00	0.00	0.00	0.00	0.00	0.00	0.00	0.00	0.00	0.00	0.00	0.00	0.00	0.00	0.00	0.00	0.00	0.00
Cash Disbursement Ceiling (CDC)	0.00	0.00	0.00	0.00	0.00	0.00	0.00	0.00	0.00	0.00	0.00	0.00	0.00	0.00	0.00	0.00	0.00	0.00	0.00	0.00	0.00	0.00	0.00	0.00	0.00	0.00	0.00	0.00
TOTAL CASH DISBURSEMENTS	0.00	0.00	0.00	0.00	0.00	0.00	0.00	0.00	0.00	0.00	0.00	0.00	0.00	0.00	0.00	0.00	0.00	0.00	22,110.00	963,417.89	0.00	1,015,527.89	22,110.00	963,417.89	0.00	0.00	0.00	1,015,527.89
NON-CASH DISBURSEMENTS	0.00	0.00	0.00	0.00	0.00	0.00	0.00	0.00	0.00	0.00	0.00	0.00	0.00	0.00	0.00	0.00	0.00	0.00	0.00	0.00	0.00	0.00	0.00	0.00	0.00	0.00	0.00	0.00
Tax Remittance Advice Issued (TRA)	0.00	0.00	0.00	0.00	0.00	0.00	0.00	0.00	0.00	0.00	0.00	0.00	0.00	0.00	0.00	0.00	0.00	0.00	0.00	0.00	0.00	0.00	0.00	0.00	0.00	0.00	0.00	0.00
Non-Cash Availment Authority (NCAA)	0.00	0.00	0.00	0.00	0.00	0.00	0.00	0.00	0.00	0.00	0.00	0.00	0.00	0.00	0.00	0.00	0.00	0.00	0.00	0.00	0.00	0.00	0.00	0.00	0.00	0.00	0.00	0.00
Disbursements effected through outright deductions from claims (unless specify...)	0.00	0.00	0.00	0.00	0.00	0.00	0.00	0.00	0.00	0.00	0.00	0.00	0.00	0.00	0.00	0.00	0.00	0.00	0.00	0.00	0.00	0.00	0.00	0.00	0.00	0.00	0.00	0.00
Overpayment of expenses(e.g. personnel benefits)	0.00	0.00	0.00	0.00	0.00	0.00	0.00	0.00	0.00	0.00	0.00	0.00	0.00	0.00	0.00	0.00	0.00	0.00	0.00	0.00	0.00	0.00	0.00	0.00	0.00	0.00	0.00	0.00
Restitution for loss of government property	0.00	0.00	0.00	0.00	0.00	0.00	0.00	0.00	0.00	0.00	0.00	0.00	0.00	0.00	0.00	0.00	0.00	0.00	0.00	0.00	0.00	0.00	0.00	0.00	0.00	0.00	0.00	0.00
Liquidated damages and similar claims	0.00	0.00	0.00	0.00	0.00	0.00	0.00	0.00	0.00	0.00	0.00	0.00	0.00	0.00	0.00	0.00	0.00	0.00	0.00	0.00	0.00	0.00	0.00	0.00	0.00	0.00	0.00	0.00
Others (TEF, BT, Documentary Stamp Tax, etc.)	0.00	0.00	0.00	0.00	0.00	0.00	0.00	0.00	0.00	0.00	0.00	0.00	0.00	0.00	0.00	0.00	0.00	0.00	0.00	0.00	0.00	0.00	0.00	0.00	0.00	0.00	0.00	0.00
TOTAL NON-CASH DISBURSEMENTS	0.00	0.00	0.00	0.00	0.00	0.00	0.00	0.00	0.00	0.00	0.00	0.00	0.00	0.00	0.00	0.00	0.00	0.00	0.00	0.00	0.00	0.00	0.00	0.00	0.00	0.00	0.00	0.00
GRAND TOTAL	0.00	0.00	0.00	0.00	0.00	0.00	0.00	0.00	0.00	0.00	0.00	0.00	0.00	0.00	0.00	0.00	0.00	0.00	22,110.00	963,417.89	0.00	1,015,527.89	22,110.00	963,417.89	0.00	0.00	0.00	1,015,527.89

Particulars	Previous Report	This Month	As at Date
(1)	(2)	(3)	(4)
Total Disbursement Authorities Received	19,830,175.00	69,767.00	19,899,942.00
NCA	19,830,175.00	69,767.00	19,899,942.00
NTA	0.00	0.00	0.00
Working Fund	0.00	0.00	0.00
TRA	0.00	0.00	0.00
CDC	0.00	0.00	0.00
NCAA	0.00	0.00	0.00
Less: Notice of Transfer of Allocations (NTA)* Issued	0.00	0.00	0.00
Total Disbursement Authorities Available	19,830,175.00	69,767.00	19,899,942.00
Less:	0.00	0.00	0.00
Lapsed NCA	0.00	0.00	0.00
Disbursements	9,544,166.95	1,015,527.89	10,559,694.84
Less: Other Non-Cash Disbursements	0.00	0.00	0.00
Disbursements effected through outright deductions from claims	0.00	0.00	0.00
Overpayment of expenses(e.g. personnel benefits)	0.00	0.00	0.00
Restitution for loss of government property	0.00	0.00	0.00
Liquidated damages and similar claims	0.00	0.00	0.00
Others (e.g. TEF, BT, Docs Stamp, etc.)	0.00	0.00	0.00
Adjustments (e.g. cancelled/staled checks)	0.00	0.00	0.00
Balance of Disbursement Authorities as at date	10,286,008.05	(945,760.89)	9,340,247.16
Total Disbursements Program	19,830,175.00	69,767.00	19,899,942.00
Less: Actual Disbursements	9,544,166.95	1,015,527.89	10,559,694.84
(Over)/Under spending	10,286,008.05	(945,760.89)	9,340,247.16

Notes: * The use of NTA is discouraged
 Notes: ** Amounts should tally with the grand total disbursement (column 27).

Certified Correct

 MARIANNE E. CASAS
 Accountant III
 Date: July 2, 2024 09:41 AM

Recommended Approval

 MARIA THERESA E. CASAS
 Chief Administrative Officer
 Date: July 2, 2024 03:57 PM

Approved By:

 YSENGINO E. SAMARITA-DOMINGO
 Director IV
 Date: July 3, 2024 08:42 AM

MONTHLY REPORT OF DISBURSEMENTS
For the month of February 2024

Department :Department of Science and Technology (DOST)
Agency/Entity :National Academy of Science and Technology
Operating Unit :< not applicable >
Organization Code (IACS) :19 008 000000
Fund Cluster :07 - Trust Receipts

Table with columns: Particulars, Current Year Budget (PS, MOOE, FinEx, CO, TOTAL), Prior Year's Budget (PS, MOOE, FinEx, CO, Sub-Total, TOTAL), Current Year's Accounts Payable (PS, MOOE, FinEx, CO, Sub-Total, TOTAL), SUB-TOTAL, Trust Liabilities (PS, MOOE, CO, TOTAL), Grand Total (PS, MOOE, FinEx, CO, TOTAL), Remarks.

SUMMARY Table with columns: Particulars (1), Previous Report (2), This Month (3), As at Date (4). Rows include Total Disbursement Authorities Received, NCA, NTA, Working Fund, TRA, CDC, NCA, Less: Notice of Transfer of Allocations (NTA) Issued, Total Disbursement Authorities Available, Less: Lapsed NCA, Disbursements, Less: Other Non-Cash Disbursements, Add/Less: Adjustments (e.g. cancelled/staled checks), Balance of Disbursement Authorities as at date, Total Disbursements Program, Less: *Actual Disbursements, (Over)/Under spending.

Notes: * The use of NTA is discouraged
Notes: ** Asterisks should tally with the grand total disbursement (column 27).

Checked by: [Signature]
MARIA VESPERA E. CRAS
Accountant II
Date: March 4, 2024 01:16 PM

Recommended by: [Signature]
MARIA VESPERA E. CRAS
Chief Administrative Officer
Date: March 4, 2024 05:26 PM

Approved by: [Signature]
LUCIANO E. CHAVEZ-DONOSO
Director IV
Date: March 5, 2024 08:35 AM

MONTHLY REPORT OF DISBURSEMENTS

For the month of January 2024

Department : Department of Science and Technology (DOST)
 Agency/Entity : National Academy of Science and Technology
 Operating Unit : < not applicable >
 Organization Code (UACS) : 19 008 000000
 Fund Cluster : 01 - Regular Agency Fund

Particulars	Current Year Budget					Prior Year's Budget					Current Year's Accounts Payable					Prior Year's Accounts Payable					Trust Liabilities					Grand Total					Remarks
	PS	MOOE	FinEx	CO	TOTAL	PS	MOOE	FinEx	CO	Sub-Total	PS	MOOE	FinEx	CO	Sub-Total	TOTAL	SUB-TOTAL	PS	MOOE	CO	TOTAL	PS	MOOE	FinEx	CO	TOTAL					
	2	3	4	5	6=(2+3+4+5)	7	8	9	10	11=(7+8+9+10)	12	13	14	15	16=(12+13+14+15)	17=(11+16)	18=(6+17)	19	20	21	22=(19+20+21)	23	24	25	26	27=(23+24+25+26)	28				
CASH DISBURSEMENTS	970,187.88	4,694,703.27	0.00	0.00	5,664,891.25	19,500.00	976,172.58	0.00	0.00	995,672.58	0.00	0.00	0.00	0.00	0.00	995,672.58	6,660,564.23	0.00	0.00	0.00	0.00	989,687.98	5,670,876.25	0.00	0.00	0.00	6,660,564.23				
Notice of Cash Allocation (NCA)	970,187.88	4,694,703.27	0.00	0.00	5,664,891.25	19,500.00	976,172.58	0.00	0.00	995,672.58	0.00	0.00	0.00	0.00	0.00	995,672.58	6,660,564.23	0.00	0.00	0.00	0.00	989,687.98	5,670,876.25	0.00	0.00	0.00	6,660,564.23				
MDS Checks Issued	281,449.24	739,507.21	0.00	0.00	1,020,956.45	0.00	0.00	0.00	0.00	0.00	0.00	0.00	0.00	0.00	0.00	0.00	1,020,956.45	0.00	0.00	0.00	0.00	281,449.24	739,507.21	0.00	0.00	0.00	1,020,956.45				
Advice to Debit Account	688,736.74	3,655,196.06	0.00	0.00	4,643,934.80	19,500.00	976,172.58	0.00	0.00	995,672.58	0.00	0.00	0.00	0.00	0.00	995,672.58	5,639,607.78	0.00	0.00	0.00	0.00	708,236.74	4,931,269.04	0.00	0.00	0.00	5,639,607.78				
Notice of Transfer Allocations (NTA)	0.00	0.00	0.00	0.00	0.00	0.00	0.00	0.00	0.00	0.00	0.00	0.00	0.00	0.00	0.00	0.00	0.00	0.00	0.00	0.00	0.00	0.00	0.00	0.00	0.00	0.00	0.00				
MDS Checks Issued	0.00	0.00	0.00	0.00	0.00	0.00	0.00	0.00	0.00	0.00	0.00	0.00	0.00	0.00	0.00	0.00	0.00	0.00	0.00	0.00	0.00	0.00	0.00	0.00	0.00	0.00	0.00				
Advice to Debit Account	0.00	0.00	0.00	0.00	0.00	0.00	0.00	0.00	0.00	0.00	0.00	0.00	0.00	0.00	0.00	0.00	0.00	0.00	0.00	0.00	0.00	0.00	0.00	0.00	0.00	0.00	0.00				
Working Fund for FAPs	0.00	0.00	0.00	0.00	0.00	0.00	0.00	0.00	0.00	0.00	0.00	0.00	0.00	0.00	0.00	0.00	0.00	0.00	0.00	0.00	0.00	0.00	0.00	0.00	0.00	0.00	0.00				
Cash Disbursement Ceiling (CDC)	0.00	0.00	0.00	0.00	0.00	0.00	0.00	0.00	0.00	0.00	0.00	0.00	0.00	0.00	0.00	0.00	0.00	0.00	0.00	0.00	0.00	0.00	0.00	0.00	0.00	0.00	0.00				
TOTAL CASH DISBURSEMENTS	970,187.88	4,694,703.27	0.00	0.00	5,664,891.25	19,500.00	976,172.58	0.00	0.00	995,672.58	0.00	0.00	0.00	0.00	0.00	995,672.58	6,660,564.23	0.00	0.00	0.00	0.00	989,687.98	5,670,876.25	0.00	0.00	0.00	6,660,564.23				
NON-CASH DISBURSEMENTS	97,993.21	28,664.65	0.00	0.00	126,657.86	0.00	0.00	0.00	0.00	0.00	0.00	0.00	0.00	0.00	0.00	0.00	126,657.86	0.00	0.00	0.00	0.00	97,993.21	28,664.65	0.00	0.00	0.00	126,657.86				
Tax Remittance Advices Issued (TRA)	97,993.21	28,664.65	0.00	0.00	126,657.86	0.00	0.00	0.00	0.00	0.00	0.00	0.00	0.00	0.00	0.00	0.00	126,657.86	0.00	0.00	0.00	0.00	97,993.21	28,664.65	0.00	0.00	0.00	126,657.86				
Non-Cash Availment Authority (NCAA)	0.00	0.00	0.00	0.00	0.00	0.00	0.00	0.00	0.00	0.00	0.00	0.00	0.00	0.00	0.00	0.00	0.00	0.00	0.00	0.00	0.00	0.00	0.00	0.00	0.00	0.00	0.00				
Disbursements effected through outright deductions from claims (please specify...)	0.00	0.00	0.00	0.00	0.00	0.00	0.00	0.00	0.00	0.00	0.00	0.00	0.00	0.00	0.00	0.00	0.00	0.00	0.00	0.00	0.00	0.00	0.00	0.00	0.00	0.00	0.00				
Overpayment of expenses(e.g. personnel benefits)	0.00	0.00	0.00	0.00	0.00	0.00	0.00	0.00	0.00	0.00	0.00	0.00	0.00	0.00	0.00	0.00	0.00	0.00	0.00	0.00	0.00	0.00	0.00	0.00	0.00	0.00	0.00				
Restitution for loss of government property	0.00	0.00	0.00	0.00	0.00	0.00	0.00	0.00	0.00	0.00	0.00	0.00	0.00	0.00	0.00	0.00	0.00	0.00	0.00	0.00	0.00	0.00	0.00	0.00	0.00	0.00	0.00				
Liquidated damages and similar claims	0.00	0.00	0.00	0.00	0.00	0.00	0.00	0.00	0.00	0.00	0.00	0.00	0.00	0.00	0.00	0.00	0.00	0.00	0.00	0.00	0.00	0.00	0.00	0.00	0.00	0.00	0.00				
Others (TEF, BT, Documentary Stamp Tax, etc.)	0.00	0.00	0.00	0.00	0.00	0.00	0.00	0.00	0.00	0.00	0.00	0.00	0.00	0.00	0.00	0.00	0.00	0.00	0.00	0.00	0.00	0.00	0.00	0.00	0.00	0.00	0.00				
TOTAL NON-CASH DISBURSEMENTS	97,993.21	28,664.65	0.00	0.00	126,657.86	0.00	0.00	0.00	0.00	0.00	0.00	0.00	0.00	0.00	0.00	0.00	126,657.86	0.00	0.00	0.00	0.00	97,993.21	28,664.65	0.00	0.00	0.00	126,657.86				
GRAND TOTAL	1,068,181.19	4,723,367.92	0.00	0.00	5,791,549.11	19,500.00	976,172.58	0.00	0.00	995,672.58	0.00	0.00	0.00	0.00	0.00	995,672.58	6,787,222.09	0.00	0.00	0.00	0.00	1,087,681.19	5,699,549.96	0.00	0.00	0.00	6,787,222.09				

Particulars	Previous Report (2)	This Month (3)	As at Date (4)
Total Disbursement Authorities Received	0.00	7,167,657.86	7,167,657.86
NCA	0.00	7,041,000.00	7,041,000.00
NTA	0.00	0.00	0.00
Working Fund	0.00	0.00	0.00
TRA	0.00	126,657.86	126,657.86
CDC	0.00	0.00	0.00
NCAA	0.00	0.00	0.00
Less: Notice of Transfer of Allocations (NTA) issued	0.00	0.00	0.00
Total Disbursement Authorities Available	0.00	7,167,657.86	7,167,657.86
Less:	0.00	0.00	0.00
Lapsed NCA	0.00	0.00	0.00
Disbursements	0.00	6,787,222.09	6,787,222.09
Less: Other Non-Cash Disbursements	0.00	0.00	0.00
Disbursements effected through outright deductions from claims	0.00	0.00	0.00
Overpayment of expenses(e.g. personnel benefits)	0.00	0.00	0.00
Restitution for loss of government property	0.00	0.00	0.00
Liquidated damages and similar claims	0.00	0.00	0.00
Others (e.g. TEF, BT, Docs Stamp, etc.)	0.00	0.00	0.00
Add/Less: Adjustments (e.g. cancelled/staled checks)	0.00	0.00	0.00
Balance of Disbursement Authorities as at date	0.00	380,435.77	380,435.77
Total Disbursements Program	0.00	7,167,657.86	7,167,657.86
Less: Actual Disbursements	0.00	6,787,222.09	6,787,222.09
(Over)/Under spending	0.00	380,435.77	380,435.77

Note: * The use of NTA is discouraged
 Note: ** Amounts should tally with the grand total disbursement (column 27).

Checked/Submitted:

 MARIA THERESITA S. CASIS
 Chief Administrative Officer
 Date: February 7, 2024 08:54 AM

Recommended/Approved:

 MARIA THERESITA S. CASIS
 Chief Administrative Officer
 Date: February 7, 2024 11:40 AM

Approved By:

 LUZENNING E. DAMARTINA-DAMANGO
 Director IV
 Date: February 7, 2024 12:12 PM

MONTHLY REPORT OF DISBURSEMENTS
For the month of January 2024

Department : Department of Science and Technology (DOST)
 Agency/Entity : National Academy of Science and Technology
 Operating Unit : < not applicable >
 Organization Code (UACS) : 19 008 000000
 Fund Cluster : 07 - Trust Receipts

Particulars	Current Year Budget						Prior Year's Budget						Current Year's Accounts Payable						TOTAL	SUB-TOTAL	Trust Liabilities				Grand Total				Remarks	
	PS	MOOE	FinEx	CO	TOTAL		PS	MOOE	FinEx	CO	Sub-Total		PS	MOOE	FinEx	CO	Sub-Total				PS	MOOE	CO	TOTAL	PS	MOOE	FinEx	CO		TOTAL
	2	3	4	5	6=(2+3+4+5)	7	8	9	10	11=(7+8+9+10)	12	13	14	15	16=(12+13+14+15)	17=(7+11+16)	18=(12+17)	19			20	21	22=(19+20+21)	23	24	25	26	27=(23+24+25+26)		28
CASH DISBURSEMENTS	0.00	0.00	0.00	0.00	0.00	0.00	0.00	0.00	0.00	0.00	0.00	0.00	0.00	0.00	0.00	0.00	0.00	0.00	0.00	0.00	0.00	0.00	0.00	0.00	0.00	0.00	0.00	0.00	0.00	
Notice of Cash Allocation (NCA)	0.00	0.00	0.00	0.00	0.00	0.00	0.00	0.00	0.00	0.00	0.00	0.00	0.00	0.00	0.00	0.00	0.00	0.00	0.00	0.00	0.00	0.00	0.00	0.00	0.00	0.00	0.00	0.00	0.00	
MDS Checks Issued	0.00	0.00	0.00	0.00	0.00	0.00	0.00	0.00	0.00	0.00	0.00	0.00	0.00	0.00	0.00	0.00	0.00	0.00	0.00	0.00	0.00	0.00	0.00	0.00	0.00	0.00	0.00	0.00	0.00	
Advice to Debit Account	0.00	0.00	0.00	0.00	0.00	0.00	0.00	0.00	0.00	0.00	0.00	0.00	0.00	0.00	0.00	0.00	0.00	0.00	0.00	0.00	0.00	0.00	0.00	0.00	0.00	0.00	0.00	0.00	0.00	
Notice of Transfer Allocations (NTA)	0.00	0.00	0.00	0.00	0.00	0.00	0.00	0.00	0.00	0.00	0.00	0.00	0.00	0.00	0.00	0.00	0.00	0.00	0.00	0.00	0.00	0.00	0.00	0.00	0.00	0.00	0.00	0.00	0.00	
MDS Checks Issued	0.00	0.00	0.00	0.00	0.00	0.00	0.00	0.00	0.00	0.00	0.00	0.00	0.00	0.00	0.00	0.00	0.00	0.00	0.00	0.00	0.00	0.00	0.00	0.00	0.00	0.00	0.00	0.00	0.00	
Advice to Debit Account	0.00	0.00	0.00	0.00	0.00	0.00	0.00	0.00	0.00	0.00	0.00	0.00	0.00	0.00	0.00	0.00	0.00	0.00	0.00	0.00	0.00	0.00	0.00	0.00	0.00	0.00	0.00	0.00	0.00	
Working Fund for FAPs	0.00	0.00	0.00	0.00	0.00	0.00	0.00	0.00	0.00	0.00	0.00	0.00	0.00	0.00	0.00	0.00	0.00	0.00	0.00	0.00	0.00	0.00	0.00	0.00	0.00	0.00	0.00	0.00	0.00	
Cash Disbursement Ceiling (CDC)	0.00	0.00	0.00	0.00	0.00	0.00	0.00	0.00	0.00	0.00	0.00	0.00	0.00	0.00	0.00	0.00	0.00	0.00	0.00	0.00	0.00	0.00	0.00	0.00	0.00	0.00	0.00	0.00	0.00	
TOTAL CASH DISBURSEMENTS	0.00	0.00	0.00	0.00	0.00	0.00	0.00	0.00	0.00	0.00	0.00	0.00	0.00	0.00	0.00	0.00	0.00	0.00	0.00	0.00	0.00	0.00	0.00	0.00	0.00	0.00	0.00	0.00	0.00	
NON-CASH DISBURSEMENTS	0.00	0.00	0.00	0.00	0.00	0.00	0.00	0.00	0.00	0.00	0.00	0.00	0.00	0.00	0.00	0.00	0.00	0.00	0.00	0.00	0.00	0.00	0.00	0.00	0.00	0.00	0.00	0.00	0.00	
Tax Remittance Advices Issued (TRA)	0.00	0.00	0.00	0.00	0.00	0.00	0.00	0.00	0.00	0.00	0.00	0.00	0.00	0.00	0.00	0.00	0.00	0.00	0.00	0.00	0.00	0.00	0.00	0.00	0.00	0.00	0.00	0.00	0.00	
Non-Cash Availment Authority (NCAA)	0.00	0.00	0.00	0.00	0.00	0.00	0.00	0.00	0.00	0.00	0.00	0.00	0.00	0.00	0.00	0.00	0.00	0.00	0.00	0.00	0.00	0.00	0.00	0.00	0.00	0.00	0.00	0.00	0.00	
Disbursements effected through outright deductions from claims (please specify...)	0.00	0.00	0.00	0.00	0.00	0.00	0.00	0.00	0.00	0.00	0.00	0.00	0.00	0.00	0.00	0.00	0.00	0.00	0.00	0.00	0.00	0.00	0.00	0.00	0.00	0.00	0.00	0.00	0.00	
Overpayment of expenses (e.g. personal benefits)	0.00	0.00	0.00	0.00	0.00	0.00	0.00	0.00	0.00	0.00	0.00	0.00	0.00	0.00	0.00	0.00	0.00	0.00	0.00	0.00	0.00	0.00	0.00	0.00	0.00	0.00	0.00	0.00	0.00	
Restitution for loss of government property	0.00	0.00	0.00	0.00	0.00	0.00	0.00	0.00	0.00	0.00	0.00	0.00	0.00	0.00	0.00	0.00	0.00	0.00	0.00	0.00	0.00	0.00	0.00	0.00	0.00	0.00	0.00	0.00	0.00	
Liquidated damages and similar claims	0.00	0.00	0.00	0.00	0.00	0.00	0.00	0.00	0.00	0.00	0.00	0.00	0.00	0.00	0.00	0.00	0.00	0.00	0.00	0.00	0.00	0.00	0.00	0.00	0.00	0.00	0.00	0.00	0.00	
Others (TEF, BTR, Documentary Stamp Tax, etc.)	0.00	0.00	0.00	0.00	0.00	0.00	0.00	0.00	0.00	0.00	0.00	0.00	0.00	0.00	0.00	0.00	0.00	0.00	0.00	0.00	0.00	0.00	0.00	0.00	0.00	0.00	0.00	0.00	0.00	
TOTAL NON-CASH DISBURSEMENTS	0.00	0.00	0.00	0.00	0.00	0.00	0.00	0.00	0.00	0.00	0.00	0.00	0.00	0.00	0.00	0.00	0.00	0.00	0.00	0.00	0.00	0.00	0.00	0.00	0.00	0.00	0.00	0.00	0.00	
GRAND TOTAL	0.00	0.00	0.00	0.00	0.00	0.00	0.00	0.00	0.00	0.00	0.00	0.00	0.00	0.00	0.00	0.00	0.00	0.00	0.00	0.00	0.00	0.00	0.00	0.00	0.00	0.00	0.00	0.00	0.00	

SUMMARY	Particulars (1)	Previous Report (2)	This Month (3)	As at Date (4)
Total Disbursement Authorities Received		0.00	0.00	0.00
NCA		0.00	0.00	0.00
NTA		0.00	0.00	0.00
Working Fund		0.00	0.00	0.00
TRA		0.00	0.00	0.00
CDC		0.00	0.00	0.00
NCAA		0.00	0.00	0.00
Less: Notice of Transfer of Allocations (NTA)* issued		0.00	0.00	0.00
Total Disbursement Authorities Available		0.00	0.00	0.00
Less:		0.00	0.00	0.00
Lapsed NCA		0.00	0.00	0.00
Disbursements		0.00	0.00	0.00
Less: Other Non-Cash Disbursements		0.00	0.00	0.00
Disbursements effected through outright deductions from claims		0.00	0.00	0.00
Overpayment of expenses (e.g. personal benefits)		0.00	0.00	0.00
Restitution for loss of government property		0.00	0.00	0.00
Liquidated damages and similar claims		0.00	0.00	0.00
Others (e.g. TEF, BTR, Dosa Stamp, etc.)		0.00	0.00	0.00
Add/Less: Adjustments (e.g. cancelled/voided checks)		0.00	0.00	0.00
Balance of Disbursement Authorities as at date		0.00	0.00	0.00
Total Disbursements Program		0.00	0.00	0.00
Less: *Actual Disbursements		0.00	0.00	0.00
(Over)/Under spending		0.00	0.00	0.00


Notes: * The use of NTA is discouraged
 Notes: ** Amounts should tally with the grand total disbursement (column 27).

Certified Correct:

 MARIA TERESA L. CASAS
 Chief Administrative Officer
 Date: February 7, 2024 08:54 AM

Recommending Approval:

 MARIA TERESA L. CASAS
 Chief Administrative Officer
 Date: February 7, 2024 11:40 AM

Approved By:

 LUZVENING L. SAMARTINA-DOMINA
 Director IV
 Date: February 7, 2024 12:12 PM