




QUARTERLY REPORT OF REVENUE AND OTHER RECEIPTS  
As at the Quarter Ending December 31, 2025

Department : Department of Science and Technology (DOST)  
 Agency/Entity : National Academy of Science and Technology  
 Operating Unit : < not applicable >  
 Organization Code (UACS) : 19 008 0000000  
 Fund Cluster : 01 - Regular Agency Fund

Classification/Sources of Revenue and Other Receipts	UACS CODE	REVENUE TARGET (Annual) per BESF	Actual Revenue and Other Receipts Collections					Cumulative Remittance/Deposits to Date			Variance		Remarks
			1st Quarter Ending March 31	2nd Quarter Ending June 30	3rd Quarter Ending September 30	4th Quarter Ending December 31	Total	Remittance to BTr	Deposited with AGDB	Total	Amount	%	
1	2	3	4	5	6	7	8=(4+5+6+7)	9	10	11=(9+10)	12=(8-3)	13=(12/3)	14
<b>Regular Agency Fund</b>		50,000.00	100,912.01	28,610.01	50,560.78	110,058.20	290,141.00	290,141.00	0.00	290,141.00	240,141.00	480 %	
Non-Revenue Collections/Other Receipts		50,000.00	100,912.01	28,610.01	50,560.78	110,058.20	290,141.00	290,141.00	0.00	290,141.00	240,141.00	480 %	
Cash Receipts		50,000.00	100,912.01	28,610.01	50,560.78	110,058.20	290,141.00	290,141.00	0.00	290,141.00	240,141.00	480 %	
Non-Tax		50,000.00	92,140.00	18,940.00	7,660.00	39,580.00	158,320.00	158,320.00	0.00	158,320.00	108,320.00	217 %	
Entrance Fees	4020216003	50,000.00	92,140.00	18,940.00	7,660.00	39,580.00	158,320.00	158,320.00	0.00	158,320.00	108,320.00	217 %	
Others		0.00	8,772.01	9,670.01	42,900.78	70,478.20	131,821.00	131,821.00	0.00	131,821.00	131,821.00	0 %	
Advances for Special Disbursing Officer	1990103000	0.00	5,042.12	5,347.10	0.00	0.00	10,389.22	10,389.22	0.00	10,389.22	10,389.22	0 %	Refund of unused cash advance
Advances to Officers and Employees	1990104000	0.00	2,180.00	4,322.91	42,491.58	70,478.20	119,472.69	119,472.69	0.00	119,472.69	119,472.69	0 %	Refund of unused cash advance
Printing and Publication Expenses	5029902000	0.00	48.24	0.00	0.00	0.00	48.24	48.24	0.00	48.24	48.24	0 %	Return of overpayment
Membership Dues and Contributions to Organizations	5029906000	0.00	1,442.25	0.00	400.00	0.00	1,842.25	1,842.25	0.00	1,842.25	1,842.25	0 %	Return of overpayment
Bank Transaction Fee	5029922000	0.00	59.40	0.00	9.20	0.00	68.60	68.60	0.00	68.60	68.60	0 %	Return of overpayment
<b>GRAND TOTAL</b>		50,000.00	100,912.01	28,610.01	50,560.78	110,058.20	290,141.00	290,141.00	0.00	290,141.00	240,141.00	480 %	

Certified Correct:  
  
 MARIANNE R. VICO  
 Accountant III  
 Date: January 22, 2026 03:19 PM


Recommending Approval By:  
  
 MARIA THERESA E. CAASI  
 Chief Administrative Officer  
 Date: January 23, 2026 04:04 PM


Approved By:  
  
 LUNINONING E. SAMARITA-DOMINGO  
 Director IV  
 Date: January 23, 2026 05:20 PM


QUARTERLY REPORT OF REVENUE AND OTHER RECEIPTS  
As at the Quarter Ending December 31, 2025

Department : Department of Science and Technology (DOST)  
 Agency/Entity : National Academy of Science and Technology  
 Operating Unit : < not applicable >  
 Organization Code (UACS) : 19 008 0000000  
 Fund Cluster : 07 - Trust Receipts

Classification/Sources of Revenue and Other Receipts	UACS CODE	REVENUE TARGET (Annual) per BESF	Actual Revenue and Other Receipts Collections					Cumulative Remittance/Deposits to Date			Variance		Remarks
			1st Quarter Ending March 31	2nd Quarter Ending June 30	3rd Quarter Ending September 30	4th Quarter Ending December 31	Total	Remittance to BTr	Deposited with AGDB	Total	Amount	%	
1	2	3	4	5	6	7	8=(4+5+6+7)	9	10	11=(9+10)	12=(8-3)	13=(12/3)	14
<b>Trust Receipts</b>		0.00	22,043,554.13	10,695,883.00	0.00	4,027,401.60	36,766,838.73	36,716,838.73	50,000.00	36,766,838.73	36,766,838.73		0 %
Inter-Agency Transferred Funds (IATF) Deposited with the National Treasury		0.00	22,018,554.13	10,668,157.20	0.00	3,502,901.60	36,189,612.93	36,189,612.93	0.00	36,189,612.93	36,189,612.93		0 %
Due to NGAs		0.00	22,018,554.13	10,668,157.20	0.00	3,502,901.60	36,189,612.93	36,189,612.93	0.00	36,189,612.93	36,189,612.93		0 %
Other Trust Receipts Deposited with the National Treasury		0.00	0.00	2,725.80	0.00	524,500.00	527,225.80	527,225.80	0.00	527,225.80	527,225.80		0 %
Trust Liabilities		0.00	0.00	2,725.80	0.00	0.00	2,725.80	2,725.80	0.00	2,725.80	2,725.80		0 %
Guaranty/Security Deposit Payable		0.00	0.00	0.00	0.00	524,500.00	524,500.00	524,500.00	0.00	524,500.00	524,500.00		0 % Performance Bond
Trust Receipts Deposited with Authorized Government Depository Banks (AGDB)		0.00	25,000.00	25,000.00	0.00	0.00	50,000.00	0.00	50,000.00	50,000.00	50,000.00		0 %
Proceeds from sale of bid documents		0.00	25,000.00	25,000.00	0.00	0.00	50,000.00	0.00	50,000.00	50,000.00	50,000.00		0 %
<b>GRAND TOTAL</b>		0.00	22,043,554.13	10,695,883.00	0.00	4,027,401.60	36,766,838.73	36,716,838.73	50,000.00	36,766,838.73	36,766,838.73		0 %

Certified Correct:  
  
 MARIANNE R. VICO  
 Accountant III  
 Date: January 22, 2026 03:19 PM


Recommending Approval By:  
  
 MARIA THERESALE CAASI  
 Chief Administrative Officer  
 Date: January 23, 2026 04:04 PM

Approved By:  
  
 LUNINGNING E. SAMARITA DOMINGO  
 Director IV  
 Date: January 23, 2026 05:20 PM


**QUARTERLY REPORT OF REVENUE AND OTHER RECEIPTS**  
As at the Quarter Ending June 30, 2025


Department : Department of Science and Technology (DOST)  
 Agency/Entity : National Academy of Science and Technology  
 Operating Unit : < not applicable >  
 Organization Code (UACS) : 19 008 0000000  
 Fund Cluster : 07 - Trust Receipts

Classification/Sources of Revenue and Other Receipts	UACS CODE	REVENUE TARGET (Annual) per BESF	Actual Revenue and Other Receipts Collections					Cumulative Remittance/Deposits to Date			Variance		Remarks
			1st Quarter Ending March 31	2nd Quarter Ending June 30	3rd Quarter Ending September 30	4th Quarter Ending December 31	Total	Remittance to BTr	Deposited with AGDB	Total	Amount	%	
1	2	3	4	5	6	7	8=(4+5+6+7)	9	10	11=(9+10)	12=(8-3)	13=(12/3)	14
<b>Trust Receipts</b>		0.00	22,043,554.13	10,695,883.00	0.00	0.00	32,739,437.13	32,689,437.13	50,000.00	32,739,437.13	32,739,437.13	0 %	
Inter-Agency Transferred Funds (IATF) Deposited with the National Treasury		0.00	22,018,554.13	10,668,157.20	0.00	0.00	32,686,711.33	32,686,711.33	0.00	32,686,711.33	32,686,711.33	0 %	
Due to NGAs		0.00	22,018,554.13	10,668,157.20	0.00	0.00	32,686,711.33	32,686,711.33	0.00	32,686,711.33	32,686,711.33	0 %	
Other Trust Receipts Deposited with the National Treasury		0.00	0.00	2,725.80	0.00	0.00	2,725.80	2,725.80	0.00	2,725.80	2,725.80	0 %	
Trust Liabilities		0.00	0.00	2,725.80	0.00	0.00	2,725.80	2,725.80	0.00	2,725.80	2,725.80	0 %	
Trust Receipts Deposited with Authorized Government Depository Banks (AGDB)		0.00	25,000.00	25,000.00	0.00	0.00	50,000.00	0.00	50,000.00	50,000.00	50,000.00	0 %	
Proceeds from sale of bid documents		0.00	25,000.00	25,000.00	0.00	0.00	50,000.00	0.00	50,000.00	50,000.00	50,000.00	0 %	
<b>GRAND TOTAL</b>		0.00	22,043,554.13	10,695,883.00	0.00	0.00	32,739,437.13	32,689,437.13	50,000.00	32,739,437.13	32,739,437.13	0 %	

Certified Correct:  
  
 MARIANNE R. VICO  
 Accountant III  
 Date: July 18, 2025 01:04 PM

Certified Correct:  
 NA  
 NA  
 Date: July 18, 2025 01:04 PM

Recommending Approval By:  
  
 MARIA THERESKA E. CAASI  
 Chief Administrative Officer  
 Date: July 18, 2025 01:28 PM

Approved By:  
  
 LUNINGNING E. SAMARITA-DOMINGO  
 Director IV  
 Date: July 21, 2025 08:36 AM


**QUARTERLY REPORT OF REVENUE AND OTHER RECEIPTS**  
As at the Quarter Ending June 30, 2025


Department : Department of Science and Technology (DOST)  
 Agency/Entity : National Academy of Science and Technology  
 Operating Unit : < not applicable >  
 Organization Code (UACS) : 19 008 0000000  
 Fund Cluster : 01 - Regular Agency Fund

Classification/Sources of Revenue and Other Receipts	UACS CODE	REVENUE TARGET (Annual) per BESF	Actual Revenue and Other Receipts Collections					Cumulative Remittance/Deposits to Date			Variance		Remarks
			1st Quarter Ending March 31	2nd Quarter Ending June 30	3rd Quarter Ending September 30	4th Quarter Ending December 31	Total	Remittance to BTR	Deposited with AGDB	Total	Amount	%	
1	2	3	4	5	6	7	8=(4+5+6+7)	9	10	11=(9+10)	12=(8-3)	13=(12/3)	14
<b>Regular Agency Fund</b>		50,000.00	100,912.01	28,610.01	0.00	0.00	129,522.02	129,522.02	0.00	129,522.02	79,522.02	159 %	
Non-Revenue Collections/Other Receipts		50,000.00	100,912.01	28,610.01	0.00	0.00	129,522.02	129,522.02	0.00	129,522.02	79,522.02	159 %	
Cash Receipts		50,000.00	100,912.01	28,610.01	0.00	0.00	129,522.02	129,522.02	0.00	129,522.02	79,522.02	159 %	
Non-Tax		50,000.00	92,140.00	18,940.00	0.00	0.00	111,080.00	111,080.00	0.00	111,080.00	61,080.00	122 %	
Entrance Fees	4020216003	50,000.00	92,140.00	18,940.00	0.00	0.00	111,080.00	111,080.00	0.00	111,080.00	61,080.00	122 %	
Others		0.00	8,772.01	9,670.01	0.00	0.00	18,442.02	18,442.02	0.00	18,442.02	18,442.02	0 %	
Advances for Special Disbursing Officer	1990103000	0.00	5,042.12	5,347.10	0.00	0.00	10,389.22	10,389.22	0.00	10,389.22	10,389.22	0 %	Refund of unused cash advance
Advances to Officers and Employees	1990104000	0.00	2,180.00	4,322.91	0.00	0.00	6,502.91	6,502.91	0.00	6,502.91	6,502.91	0 %	Refund of unused cash advance
Printing and Publication Expenses	5029902000	0.00	48.24	0.00	0.00	0.00	48.24	48.24	0.00	48.24	48.24	0 %	Return of overpayment
Membership Dues and Contributions to Organizations	5029906000	0.00	1,442.25	0.00	0.00	0.00	1,442.25	1,442.25	0.00	1,442.25	1,442.25	0 %	Return of overpayment
Bank Transaction Fee	5029922000	0.00	59.40	0.00	0.00	0.00	59.40	59.40	0.00	59.40	59.40	0 %	Return of overpayment
<b>GRAND TOTAL</b>		50,000.00	100,912.01	28,610.01	0.00	0.00	129,522.02	129,522.02	0.00	129,522.02	79,522.02	159 %	

Certified Correct:  
  
 MARIANNE R. VICO  
 Accountant III  
 Date: July 18, 2025 01:04 PM

Certified Correct:  
 NA  
 NA  
 Date: July 18, 2025 01:04 PM

Recommending Approval By:  
  
 MARIA THERESA E. CAASI  
 Chief Administrative Officer  
 Date: July 18, 2025 01:28 PM

Approved By:  
  
 LUNINONG E. SAMARITA-DOMINGO  
 Director IV  
 Date: July 21, 2025 08:36 AM