


# EDIBLE LANDSCAPE





◆ **Edible Landscaping** aims to create an attractive environment, functional spaces and produce safe and nutritious food for the table.

Fernando C. Sanchez, et al

# Sustainable Development Goals



# Declining performance of Agriculture, Fishery and Forestry Sector

INDICATOR (IN PERCENT)	TARGET			ACCOMPLISHMENT		
	2014	2015	2016	2014	2015	2016
GDP growth rate	6.5 - 7.5	7.0 - 8.0	7.0 - 8.0	6.2	5.9	6.8
GVA in AFF	(0.9) - 0.1	2.0 - 3.0	2.5 - 3.5	1.7	0.1	-1.3
GVA in Industry	9.8 - 11.0	8.6 - 9.7	9.3 - 10.3	7.8	6.0	8.0
GVA in Services	6.0 - 6.9	6.8 - 7.8	7.2 - 8.1	6.2	6.8	7.5
Unemployment rate	6.7 - 6.9	6.6 - 6.8	6.5 - 6.7	6.6	6.3	5.5
Underemployment rate	19	18	17	18.4	18.7	18.3
Poverty incidence		22.5			21.6	

*Note: Figures in red imply that the accomplishment is below target.*

# FAST CHANGING LANDSCAPE

**Crowded**

**12<sup>th</sup>**

in the world




**Fragile**

Ranked 4<sup>th</sup> in world  
climate risk index



**Imbalanced**

3 in 4 poor live in rural  
areas; mostly Mindanao



**Shifting**

Outmigration from rural  
areas

# Poverty & Agriculture

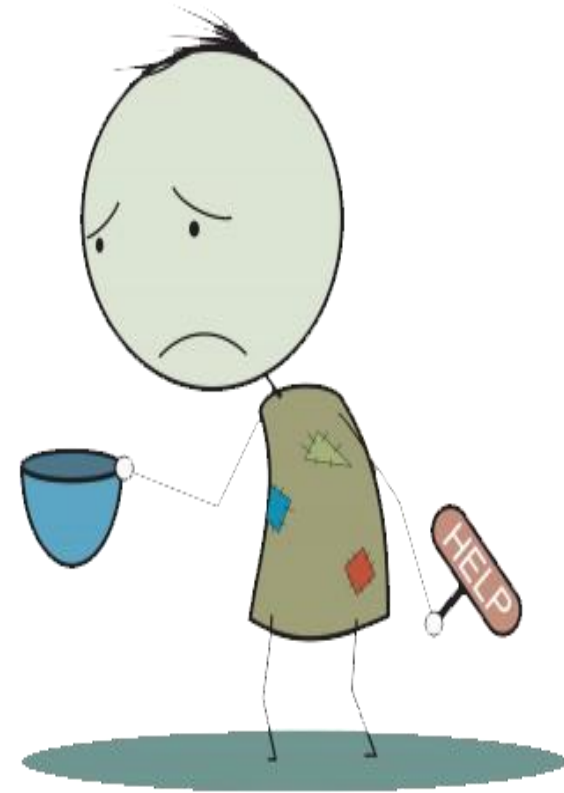
## ◆ Indigenous Peoples and Upland Dwellers

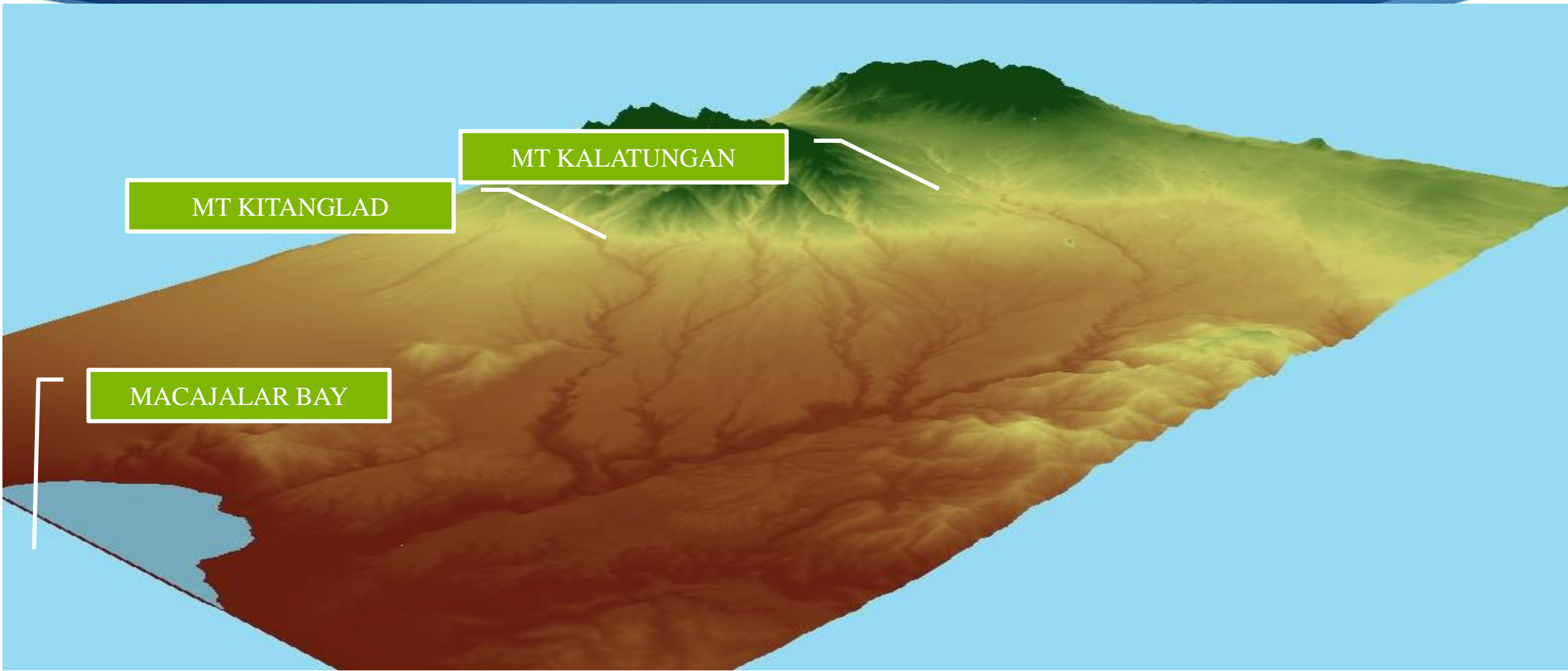
- ◆ Poverty incidence estimated at **68%**

## ◆ Smallholder Farming Families and Fisher folks

- ◆ Poverty incidence beyond **40%**
- ◆ Commodities: corn, coconut, sugarcane, coffee, cacao, rice

Ironically, many of the **FARMERS** are also **FOOD POOR**.





# Extensive Watershed of CDO River (130,000+ has)





A healthy forest cover should ideally be above 40%, as of 2016, we are down to 24%

-CDORBMC



# Inadequate Vegetative Cover

# Typhoon Washi (Sendong) December 2011



# DAGHANG SALAMAT

