



Republic of the Philippines

Philippine Statistics Authority

INFANT and CHILD MORTALITY

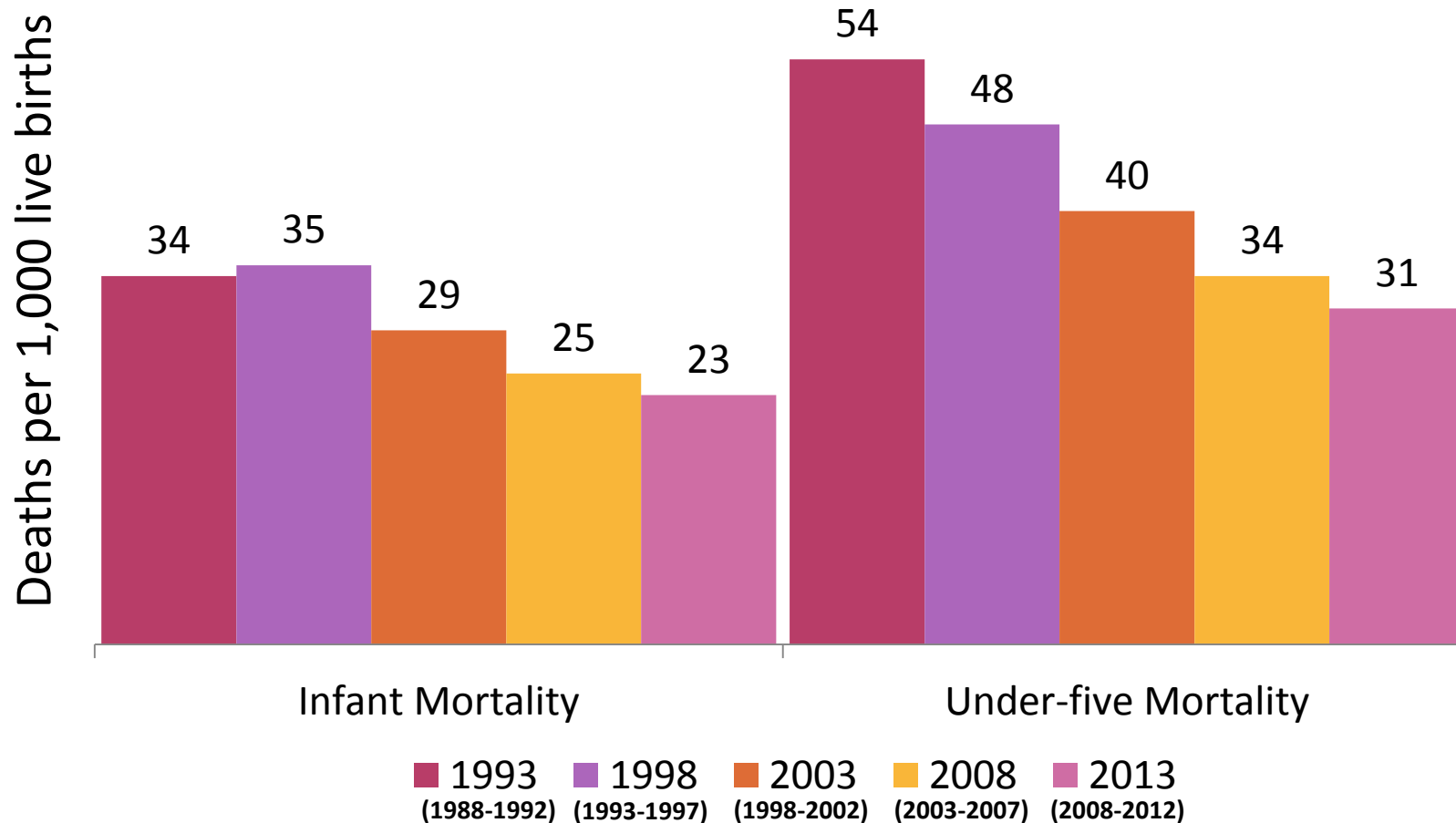
**Findings from the
2013 National Demographic and
Health Survey**

**Socorro D. Abejo
Interim Assistant National Statistician
Philippine Statistics Authority**



CHILDHOOD MORTALITY

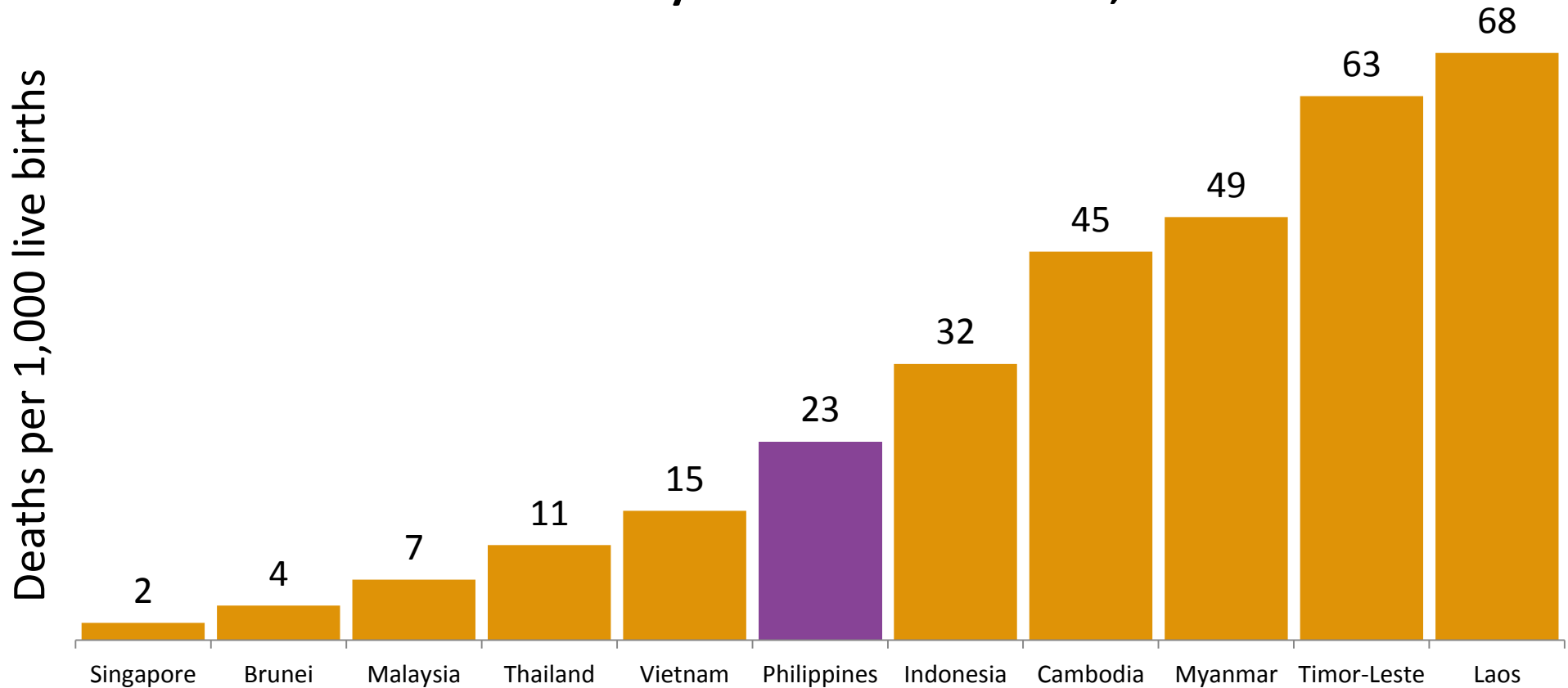
Trends in childhood mortality rates, 1993-2013 NDHS





INFANT MORTALITY RATE: PHILIPPINES VS. OTHER SOUTH EAST ASIAN COUNTRIES

Infant mortality rates: Southeast Asia, 2013



Source: 2014 World Population Data Sheet, Population Reference Bureau



Number of pregnancies reported by sample women age 15-49, by pregnancy status: 2013 NDHS

Mother's age at birth	Number of sample women	Total pregnancies	PREGNANCY STATUS		
			Born alive	Born dead	Lost before full term
15-19	3,261	311	280	0	31
20-24	2,809	2,059	1,896	5	158
25-49	10,085	31,770	29,465	34	2,271
15-49	16,155	34,140	31,641	39	2,460



Republic of the Philippines

Philippine Statistics Authority

DEATHS AT AGES BELOW 5 YEARS

Number of live births reported by sample women age 15-49 and number of deaths occurring at ages 0 to 4 years among these live births: 2013 NDHS

Mother's age at birth	Number of live births	Deaths at Ages Below 5 Years			
		Total	Neonatal deaths (age 0-30 days)	Post-neonatal deaths (age 1-11 months)	Child deaths (age 12 to 59 months)
15-19	280	8	7	1	0
20-24	1,896	52	24	25	3
25-49	29,465	1,334	444	473	417
15-49	31,641	1,394	475	499	420



Republic of the Philippines

Philippine Statistics Authority

EARLY CHILDHOOD MORTALITY RATE

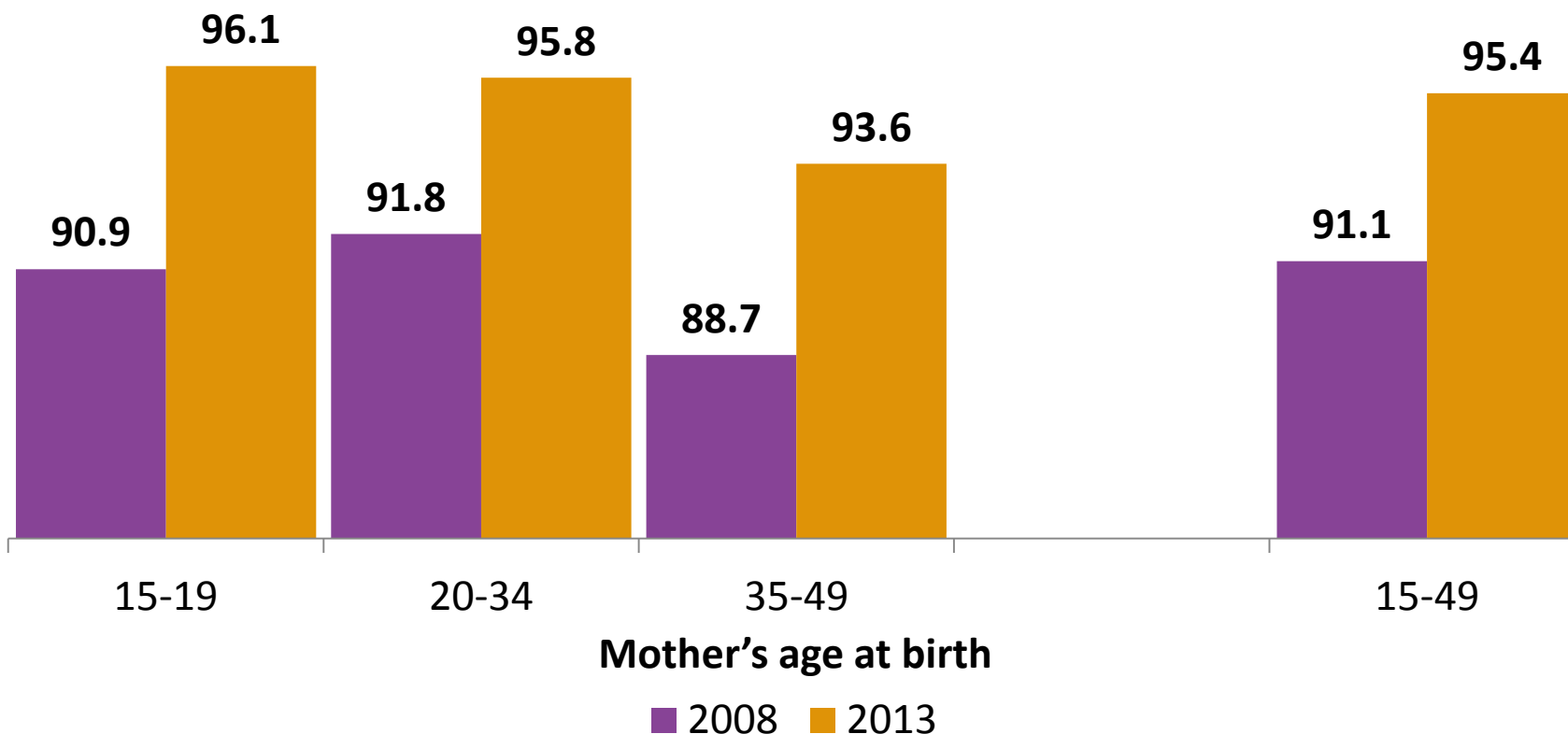
Proportion dead among children ever born (CEB) by age of women, and estimates of early childhood mortality rates, based on 2010 Census of Population and Housing

Mother's age at birth	Proportion dead among CEB	Exact age x (in years)	Probability of dying between birth and exact age x, $q(x)$	Early childhood mortality rates (per 1,000 live births)
15-19	0.020	1	0.0219	22
20-24	0.015	2	0.0161	16
25-29	0.015	3	0.0156	16
30-34	0.017	5	0.0179	18
35-39	0.022	10		
40-44	0.030	15		
45-49	0.041	20		



ANTENATAL CARE PROVIDER

Percentage of women with a live birth in the 5 years preceding the survey who received antenatal care from a skilled provider during pregnancy for the most recent live birth¹

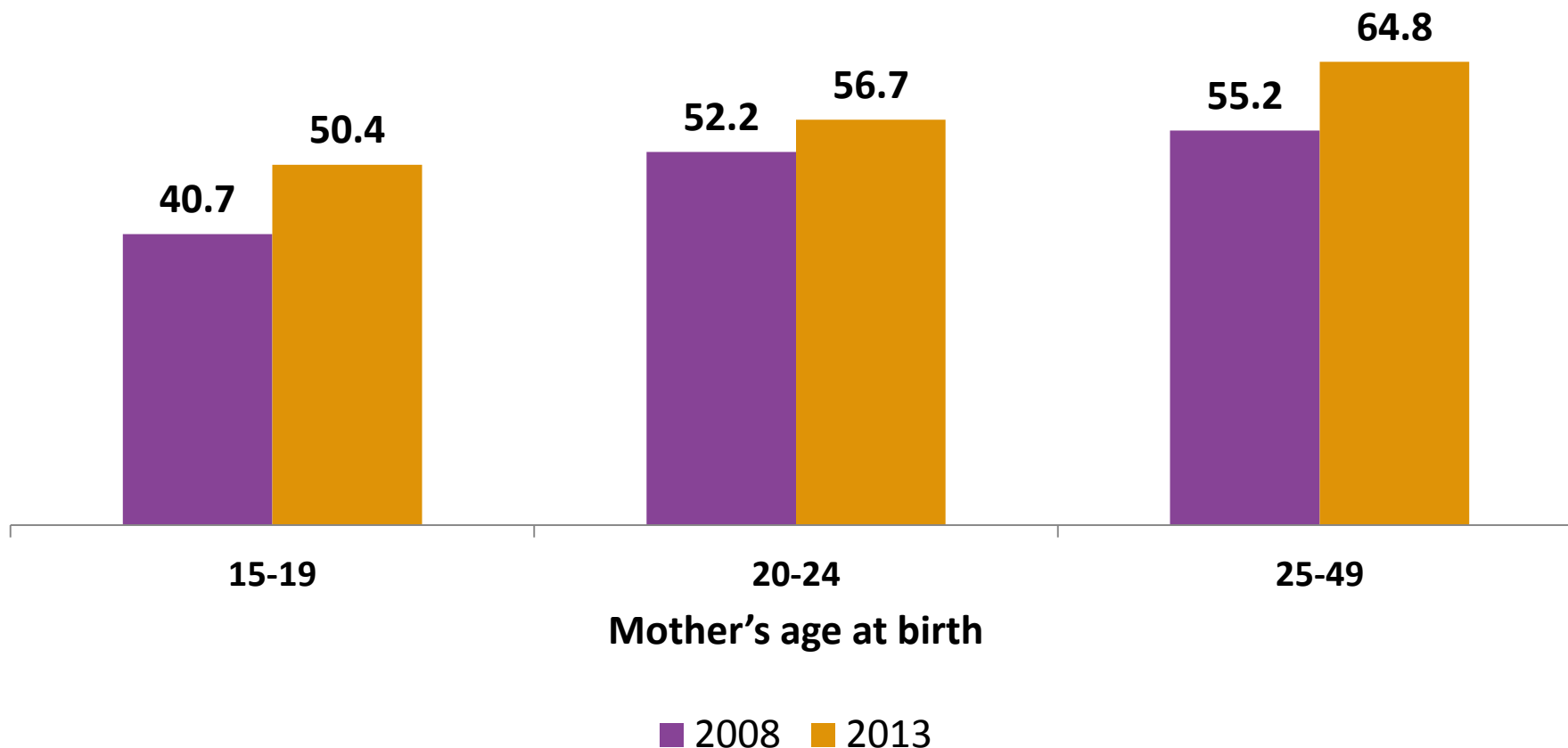


¹ Skilled provider includes doctor, nurse, midwife



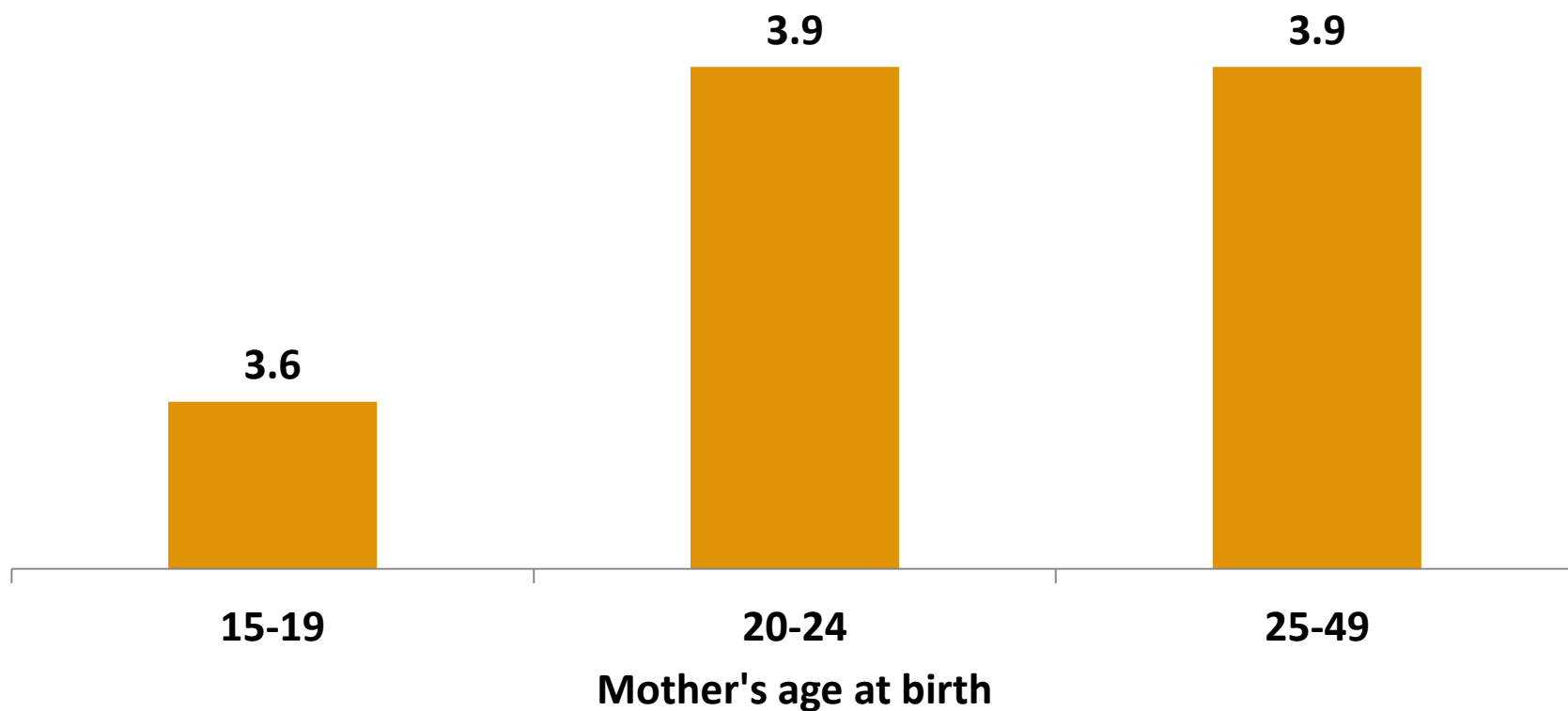
TIMING OF FIRST ANC VISIT

Percentage of women 15-49 with a live birth in the 5 years preceding the survey who were less than 4 months pregnant at time of first ANC visit for the most recent live birth





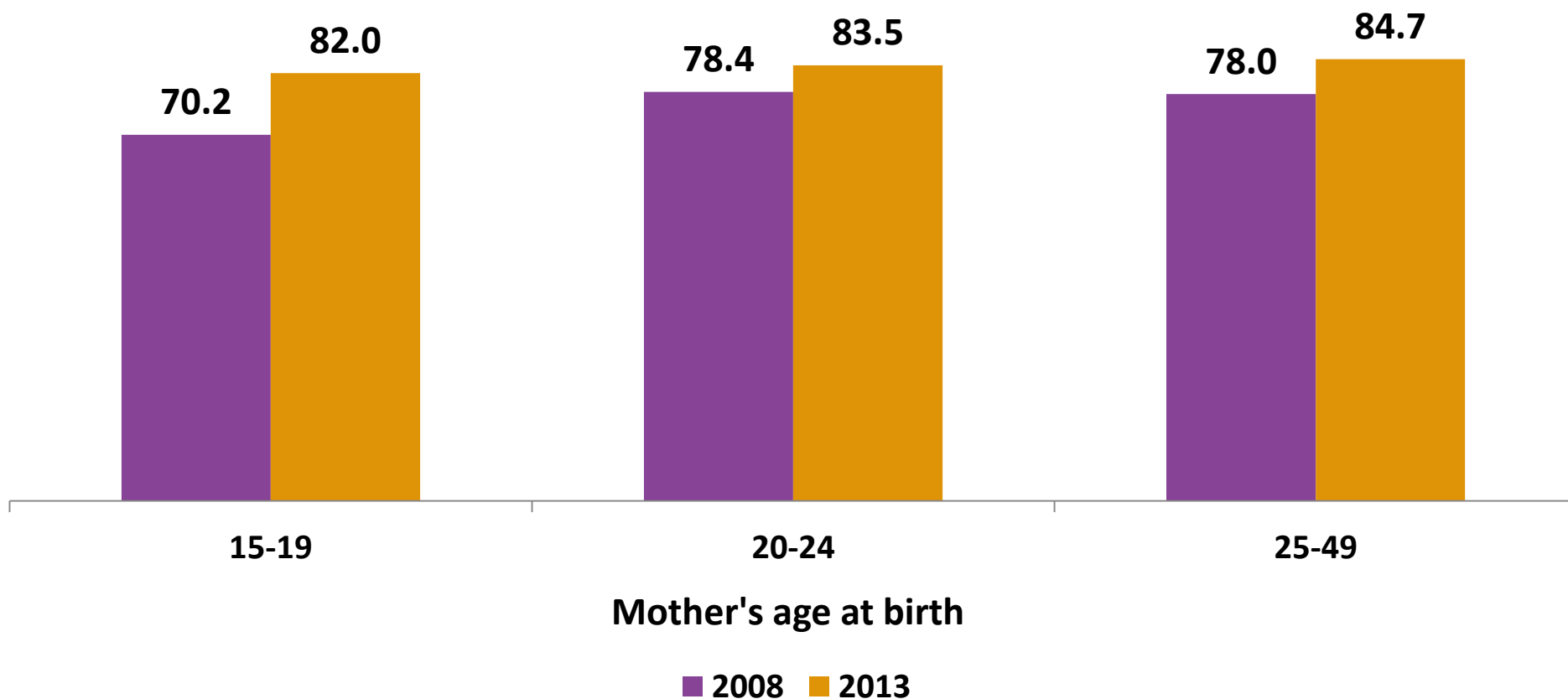
Percentage of women with a live birth in the 5 years preceding the survey with no antenatal care for the most recent live birth: 2013 NDHS





NUMBER OF ANTENATAL CARE VISITS

Percentage of women 15-49 who had a live birth in the five years preceding the survey with 4 or more antenatal care visits for the most recent live birth



**Percent of live births in the five years preceding the survey by whether pre-term or not, by age of mother at birth of the child, Philippines 2013**

Mother's age at birth	≤ 8 months	9+ months	Total	Number of births
15-19	3.4	96.6	100.0	871
20-34	2.4	97.5	100.0	4,919
35-49	2.7	97.3	100.0	1,192
15-49	2.6	97.4	100.0	6,982



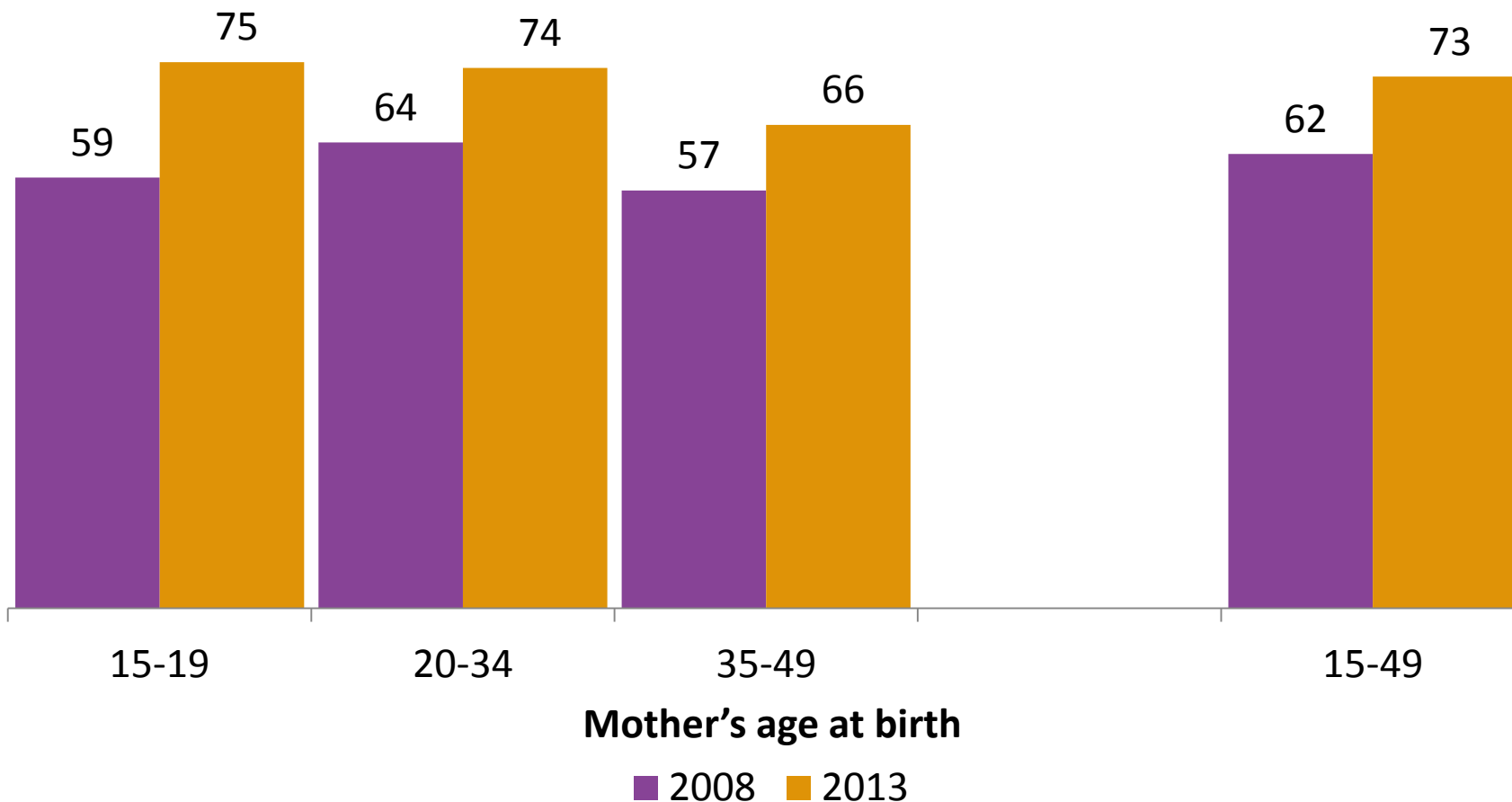
Among live births in the five years preceding the survey, the percentage delivered in a health facility and the percentage delivered at home, by age of mother at birth of the child, Philippines 2008 and 2013

Mother's age at birth	Health facility		Home
	Public sector	Private sector	
	2008		
15-19	26.1	11.5	62.4
20-34	27.0	18.6	54.1
35-49	24.5	17.3	58.0
15-49	26.5	17.7	55.5
	2013		
15-19	46.1	17.3	35.5
20-34	43.1	19.4	36.8
35-49	37.7	16.3	44.9
15-49	42.5	18.6	38.0



ASSISTANCE DURING DELIVERY

Percentage of births delivered by a skilled provider¹

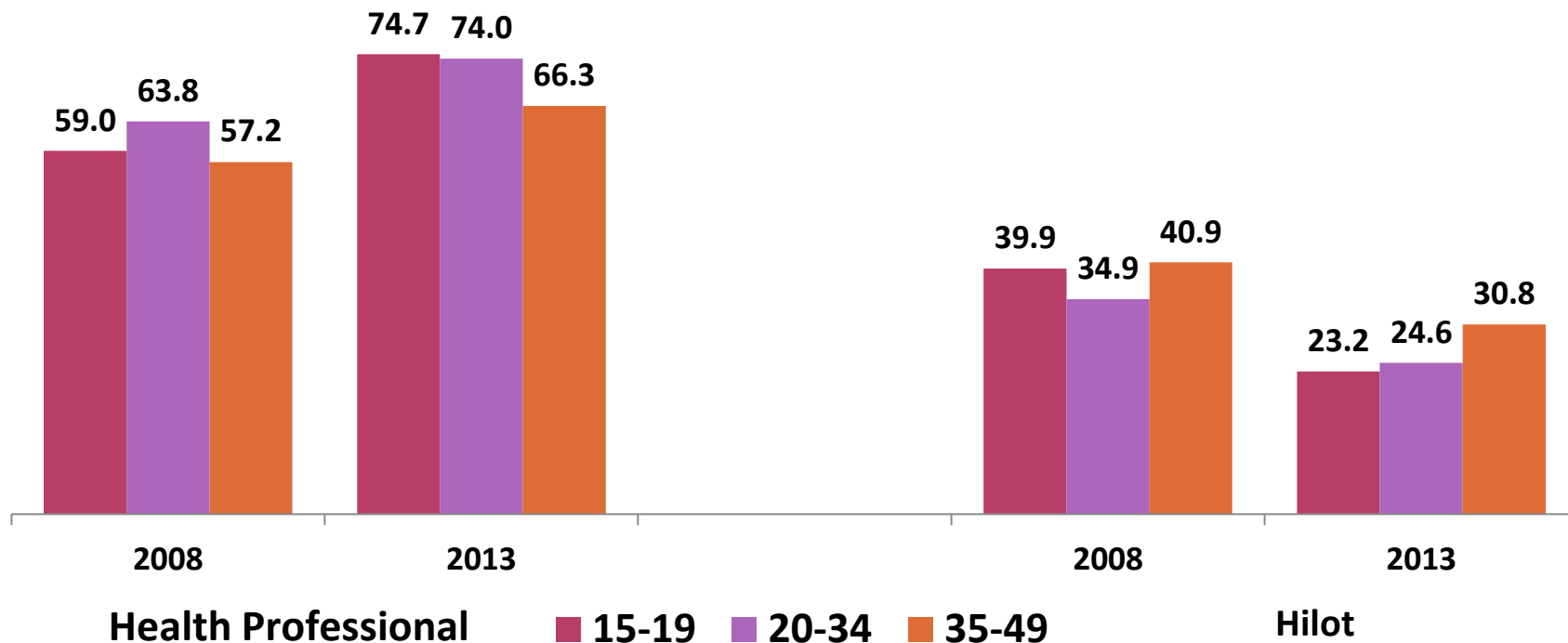


¹ Skilled provider includes doctor, nurse, midwife



DELIVERY ASSISTANCE

Among live births in the 5 years preceding the survey, the percentage assisted by a health professional and the percentage assisted by hilot, by mother's age at birth of child

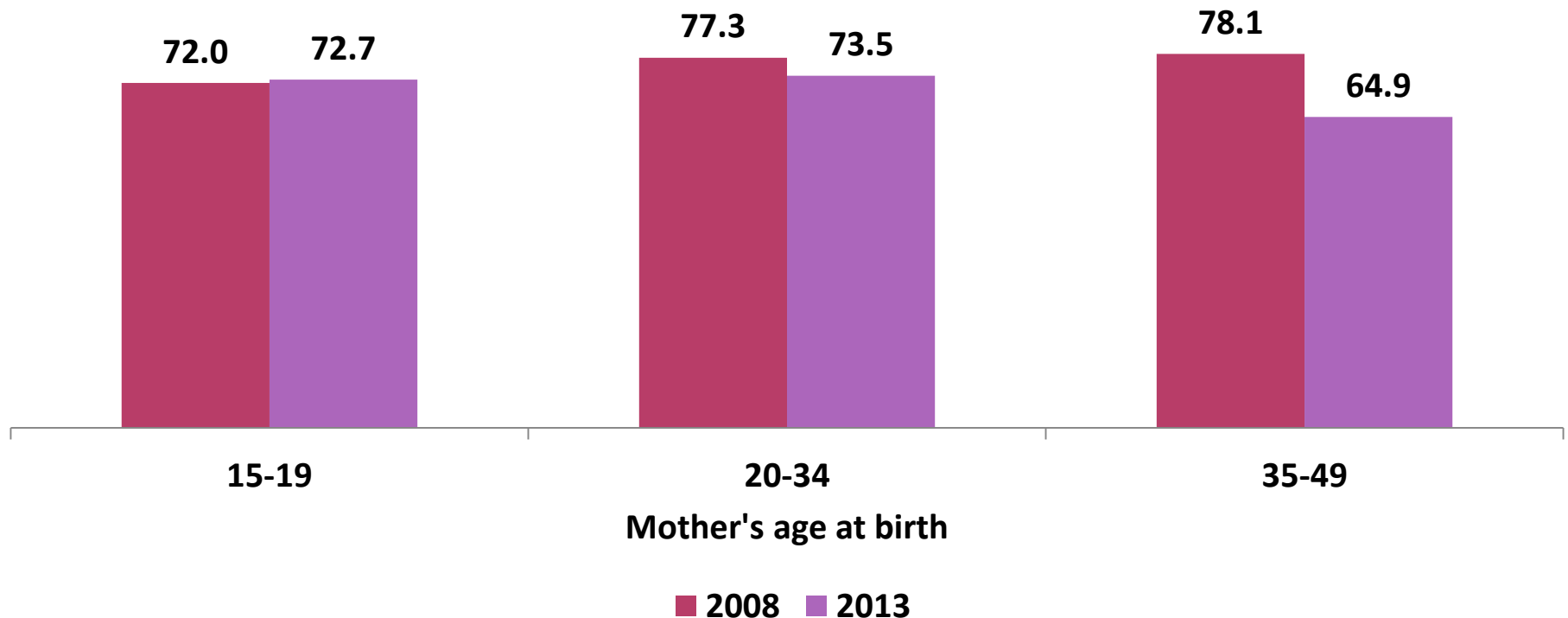




TIMING OF

POSTNATAL CHECKUP

Percentage of women with a live birth in the 5 years preceding the survey who had a postnatal checkup within the first two days after delivery of the most recent live birth

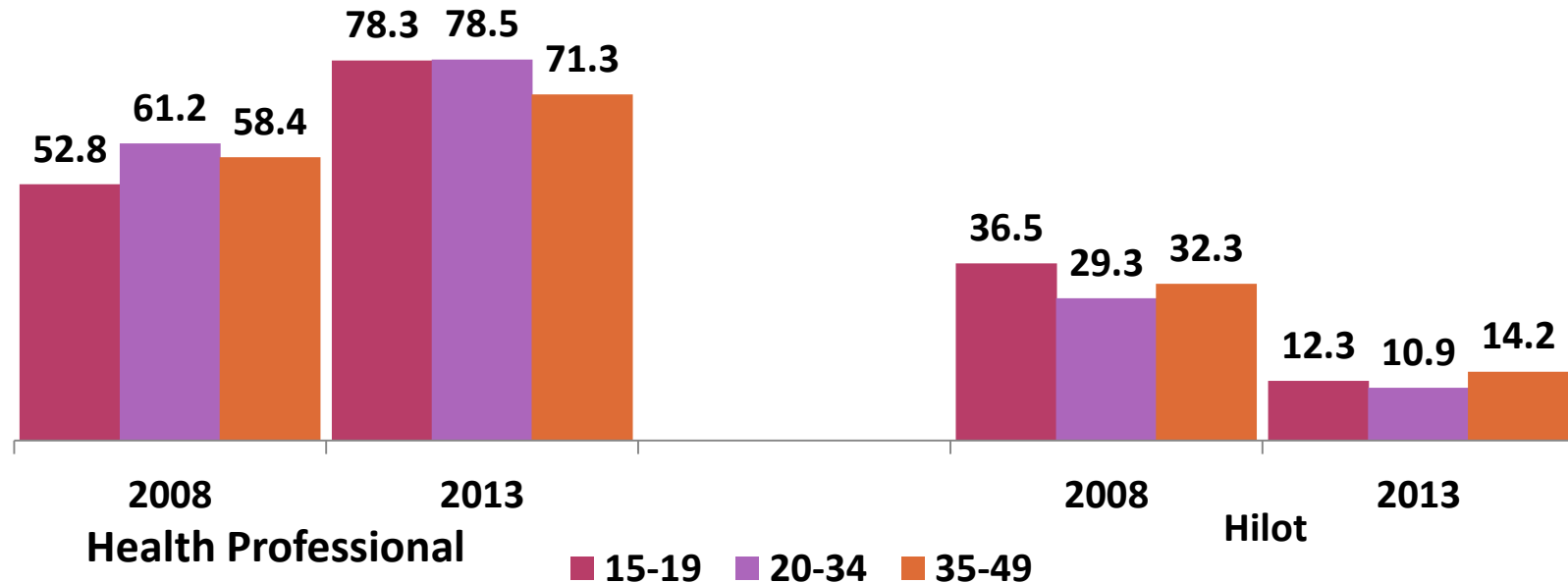


Note: For 2008 NDHS, the reference period is five years preceding the survey, while for 2013 NDHS, the reference period is two years preceding the survey



PROVIDER OF FIRST POSTNATAL CHECKUP

Among women age 15-49, the percentage who received first postnatal check-up from a health professional after delivery of the most recent live birth, and the percentage who received postnatal care from a hilot



2013 NDHS

NATIONAL DEMOGRAPHIC AND HEALTH SURVEY

www.psa.gov.ph